
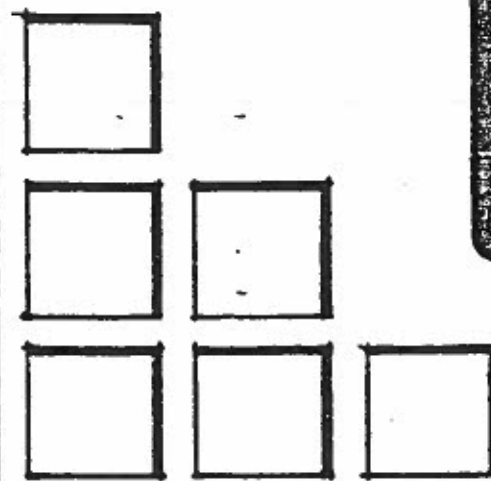
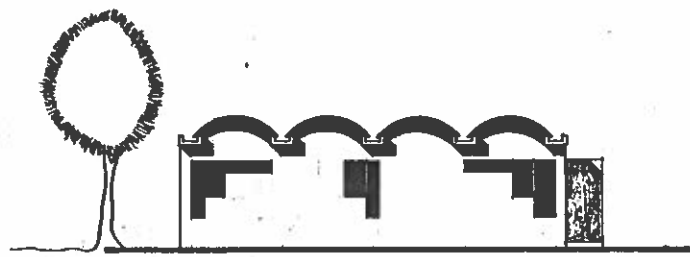


PORT FOLIO

■ SKETCH DESIGN ■

BASIL BRINK

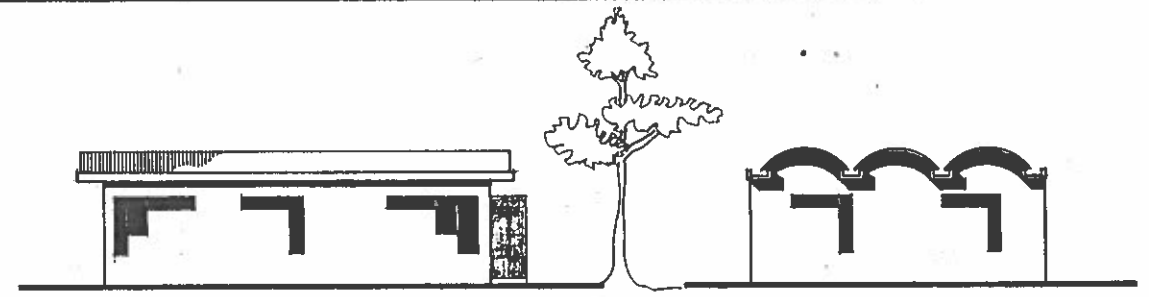




vooraansig
front elevation




sy aansig
side elevation

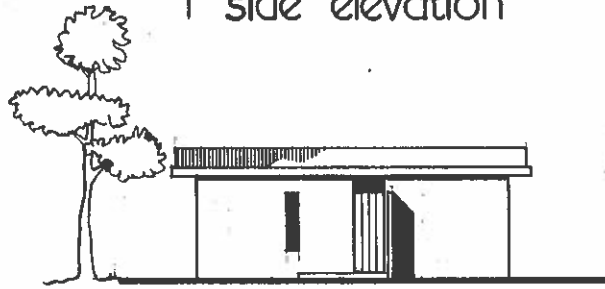


vooraansig
front elevation

sy aansig
side elevation



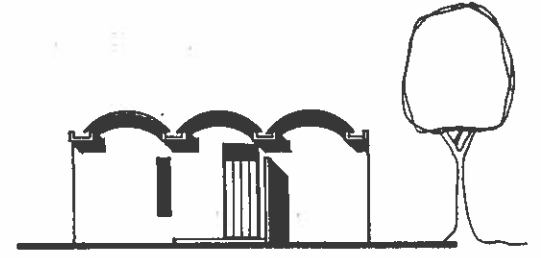
agteraansig
back elevation



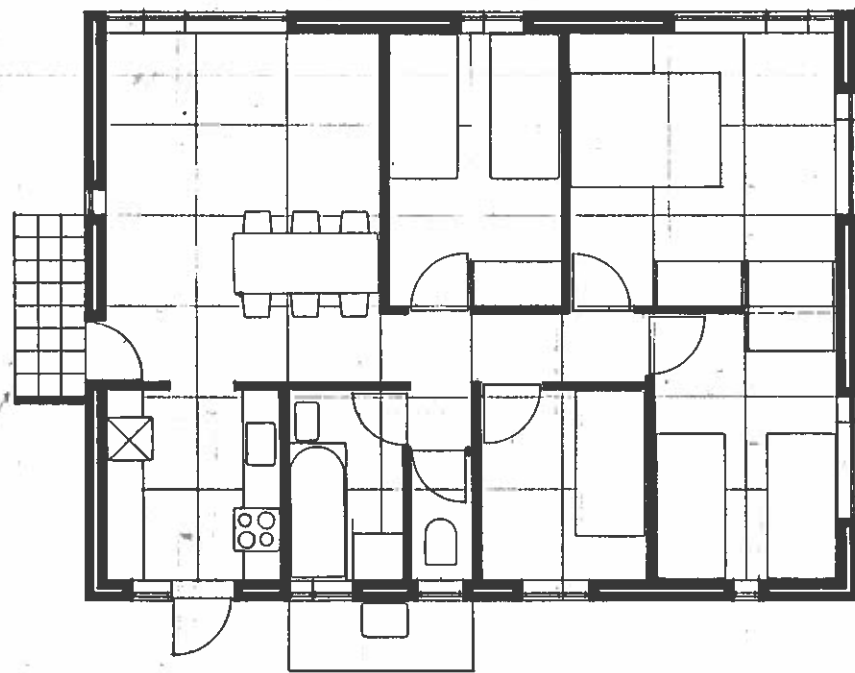
sy aansig
side elevation



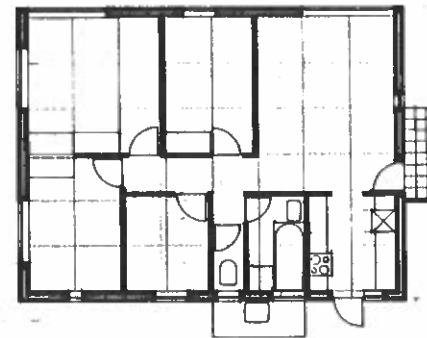
agteraansig
back elevation



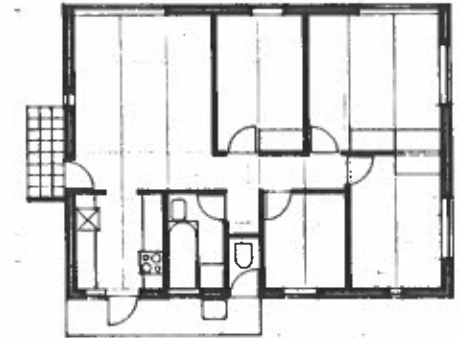
sy aansig
side elevation
scale 1/100



plan
scale 1/50



gespieëlde plan
mirrored plan
scale 1/100



chemiesekloset alternatief
chemical closet alternative
net area 69.12 m sq

OPMERKINGE NOTES

- BEVEERDE AFMETINGS MOET SY VOOREBUR SO GESKAALDE AFMETINGS GEBRUIK WORD.
- ALLE AFMETINGS MOET MADQAAN WORD ALYORENS DAAR MET ENHOR WERE 'N AANVANG DENTEM WORD.
- IN HANDEL VERBODARE ARTIKELS VAN HAGEHORO GELYSSTAANDE IMPERIALE GROOTTES SAL AANVAARBAAS WEE, MAAS DIT IS DIE VERANTWOORDELIENHO VAN DIE AANNEMER OM TE VERSEKER DAT VERWANTE ITEMS ONDERLING BENOORLIK PAS.
- FIGURED DIMENSIONS MUST BE TAKEN IN PREFERENCE TO SCALED DIMENSIONS.
- ALL DIMENSIONS MUST BE CHECKED BEFORE COMMENCING ANY WORK.
- COMMERCIALY AVAILABE ARTIKELS OF APPROXIMATELY EQUIVALENT IMPERIAL SIZES WILL BE ACCEPTABLE BUT IT WILL BE THE CONTRACTOR'S RESPONSIBILITY TO ENSURE THAT ALL RELATED ITEMS WILL FIT PROPERLY.

WYSIGINGE AMENDMENTS

| NO | DATUM | DATE | S | WYSIGINGE | AMENDMENTS |
|----|-------|------|---|-----------|------------|
| | | | | | |

| | | | |
|--|------------|--|--|
| HOOFARQITIER CHIEF ARCHITECT DATUM | | SIVILE HOOFINGENIEUR CHIEF CIVIL ENGINEER DATE | |
| ARCHITIEK | B.N. BRINK | ARCHITECT | |
| GETREK DRAWN | B.B. | ARG VERW ARCH REF | |
| GEAKKEER TRACED | | SHI VERW C.C.E. REF | |
| HAGSIEN CHECKED | | SKAAL SCALE | |

TYPE

4 BEDROOMS, LIVING/DINING COMBINED,
SEPARATE W.C.


TYPE

4 SLAAPKAMERS, WOON/EETKAMER TESAAM,
APARTE SPOELKLOSET

SAS SAR

VEL SHEET

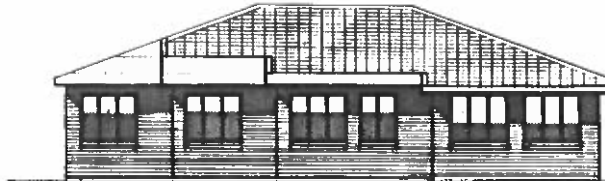
WYSIGINGE AMENDMENTS




NORTH ELEVATION



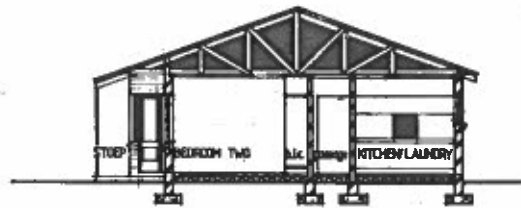
EAST ELEVATION



NORTH ELEVATION

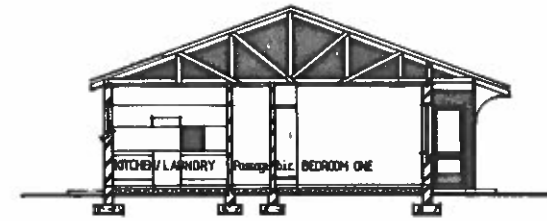


EAST ELEVATION



SECTION A-A

ROOF PITCH = 20° FOR CONCRETE ROOF TILES AND UNDERLAY
GUTTERS AND DOWNPIPES IF REQUIRED
FACEBRICK EXTERNALLY, PLASTER INTERNALLY
ASBESTOS CEMENT FASCIAS




SECTION B-B




SOUTH ELEVATION



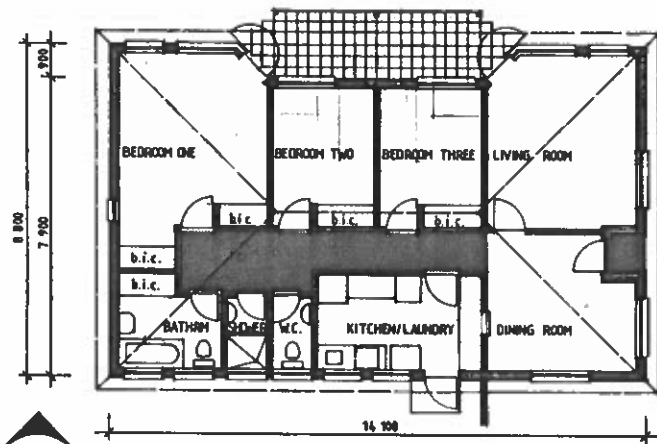
WEST ELEVATION



SOUTH ELEVATION



WEST ELEVATION



NORTH

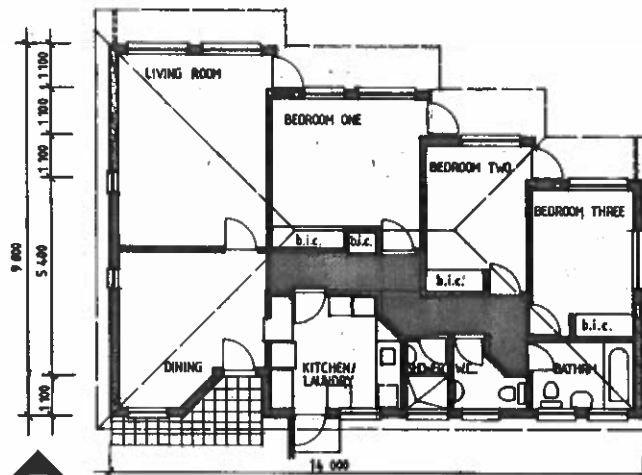
PLAN HOUSE ONE SCALE 1/100

Entry from North, South or East.

(Also West if mirrored)

AREAS

| | |
|-------------|-------|
| HOUSE | 118,0 |
| STEEP | 10,5 |
| ENTRY PORCH | 1,0 |
| TOTAL | 129,5 |



NORTH

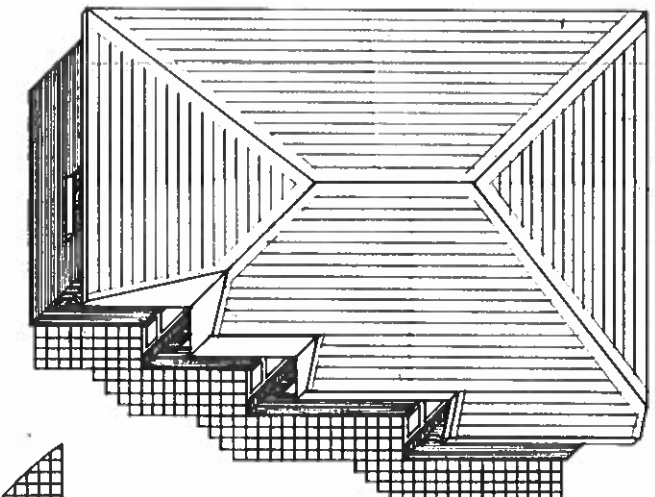
PLAN HOUSE TWO SCALE 1/100

Entry from South or West

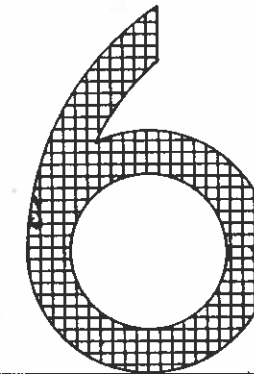
(Also East if mirrored)

AREAS

| | |
|-------------|--------|
| HOUSE | 125,0 |
| ENTRY PORCH | 1,45 |
| TOTAL | 126,45 |



AXONOMETRIC HOUSE TWO

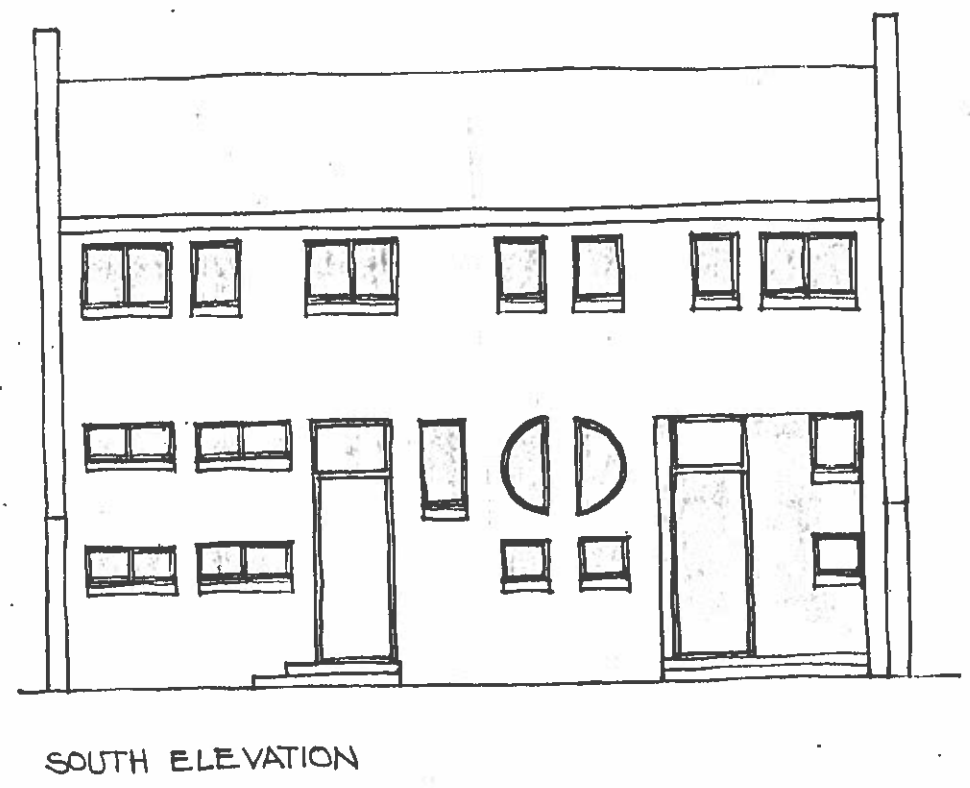
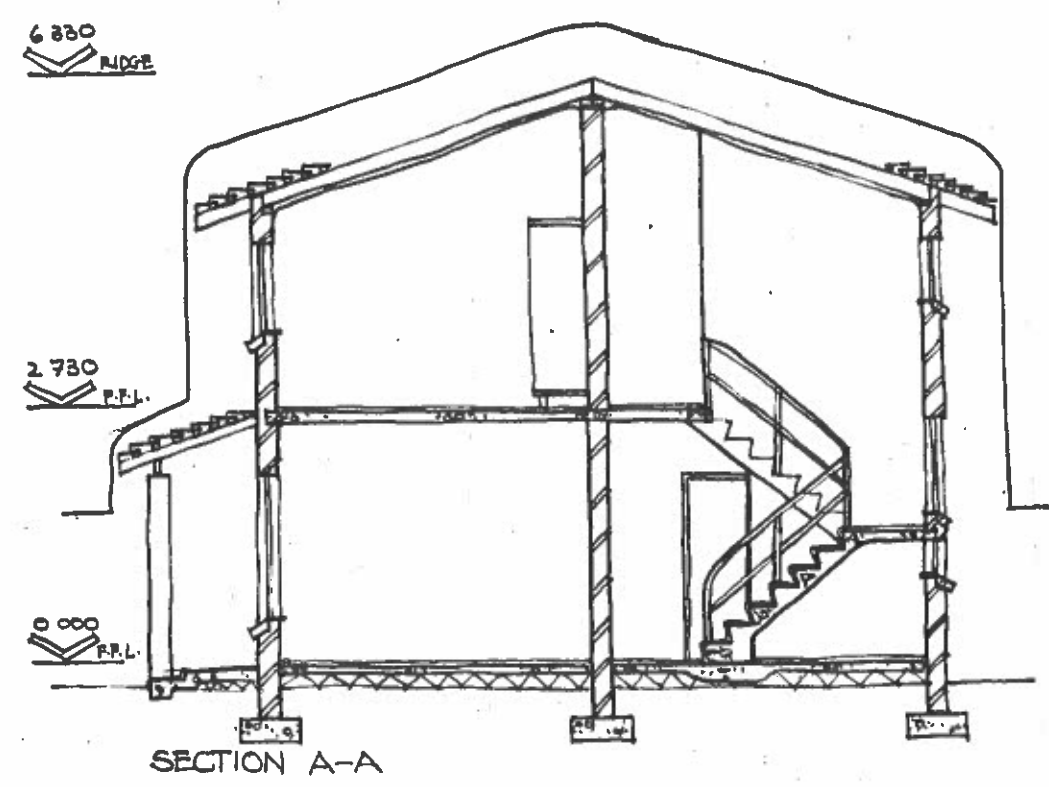
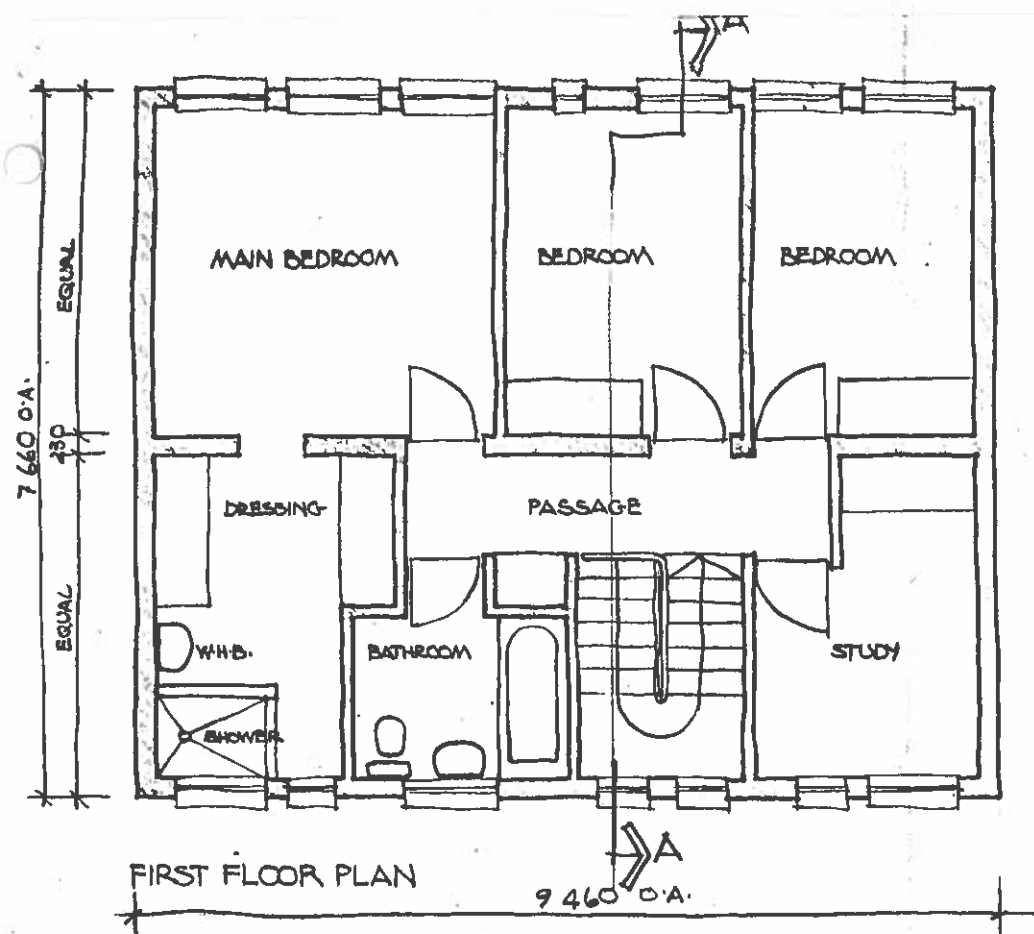


REVISED TYPE
HOUSES FOR
WHITES

OPMERKINGS
Outbuilding as P1121/A—P1124/A without laundry and with conc. roof tiles
House and outbuilding positioned on a specific site according to existing
guidelines so as to conform with present Policy.

| NO | DATE | WYSIGINGS | AMENDMENTS | PAR INT |
|----|------|-----------|------------|---------|
| | | | | |

| | | | | | | |
|---------------------|------------------|------------------|-----------------------------|----|------------|----------------|
| GETEKEN DRAWN | H A C A | DBD DBS | S.H.I. VERW. C.C.E. REF. | NO | VEL ENT | WYBID AMEND |
| NAGEBIEW CHECKED | ARG ARCH | S.H.I. C.C.E. | ARG. VERW. ARCH REF. | | | |

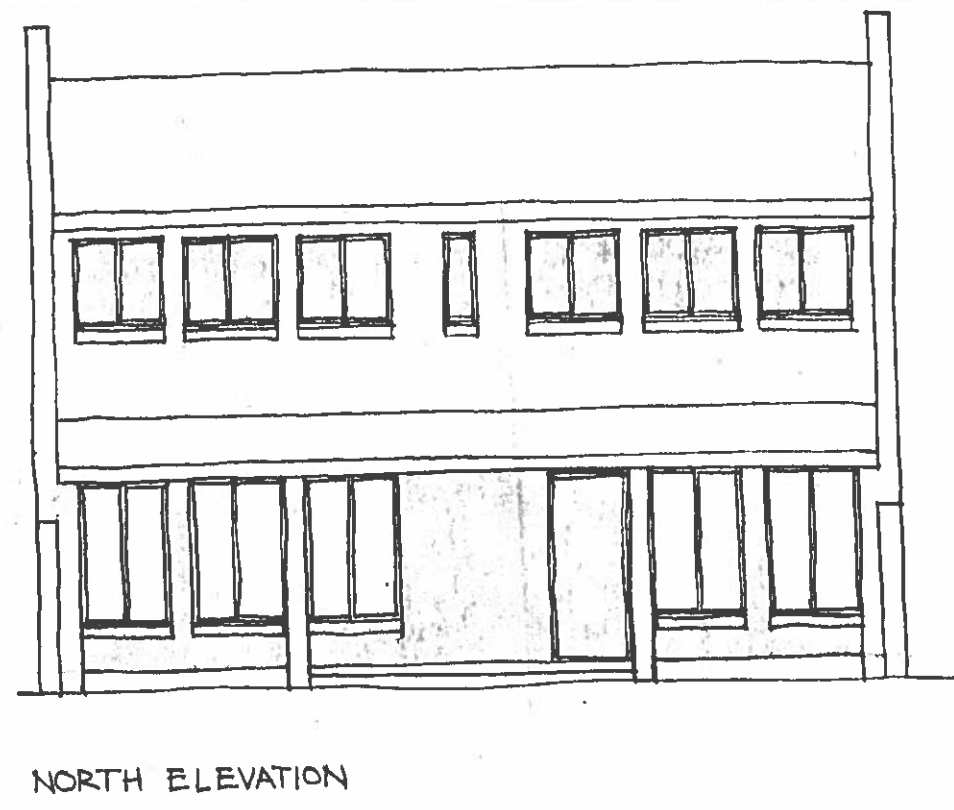
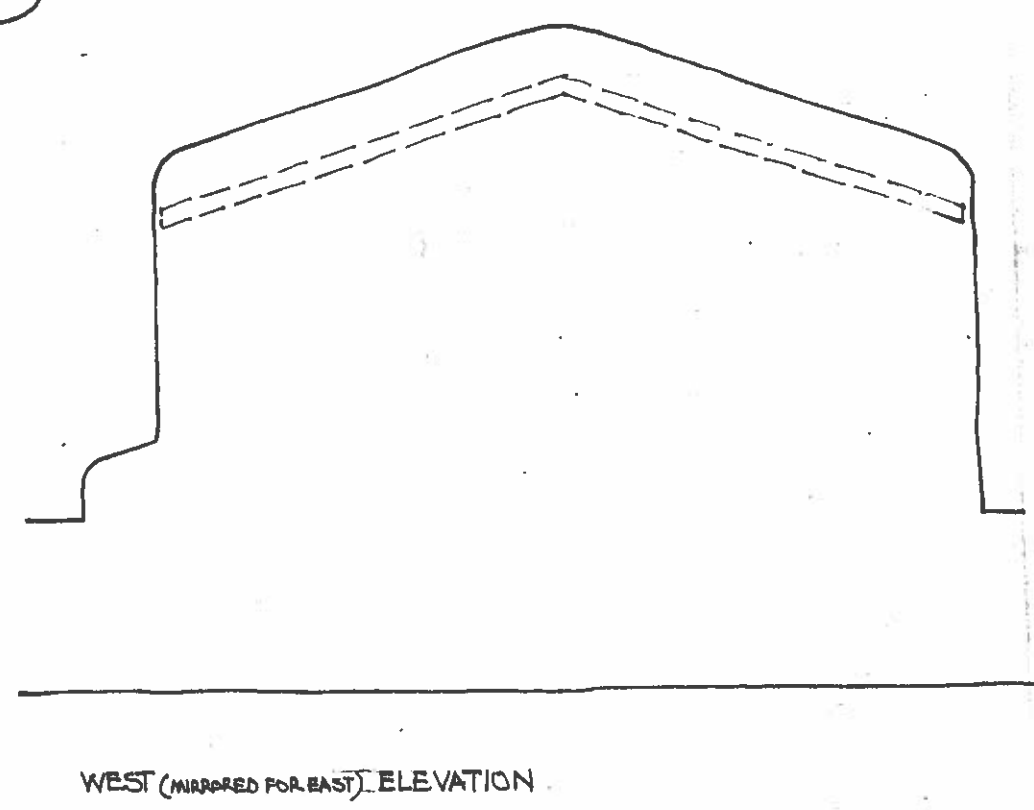
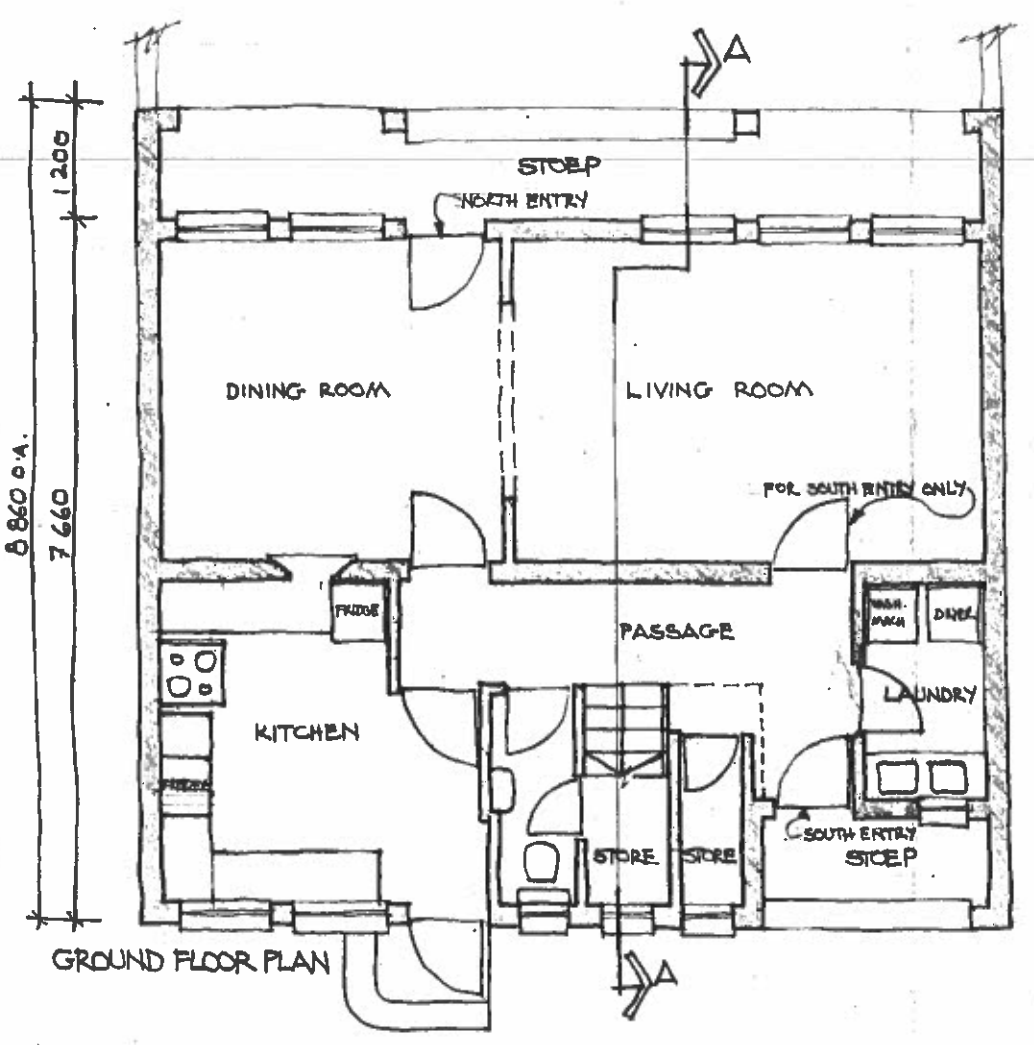


ROW OR FREE-STANDING

AREAS

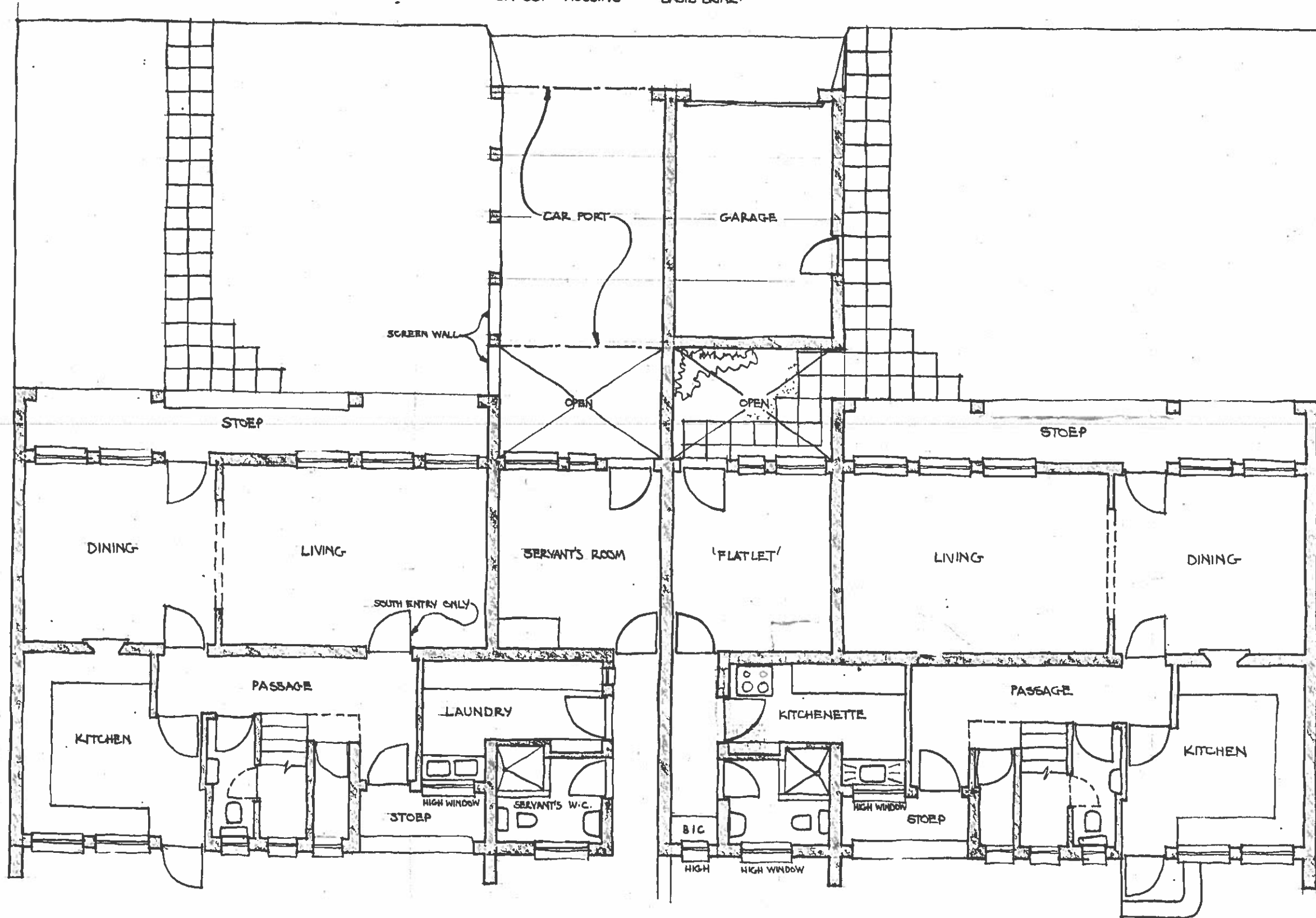
| | |
|-------|-------|
| HOUSE | 141,4 |
| STOEP | 11,1 |
| TOTAL | 152,5 |

'601 HOUSING' BASIL BRINK




SEMI OR ROW HOUSES — NORTH ENTRY

SERVANT'S ROOM + W.C. & LAUNDRY CAN BE CONVERTED/'TRADED' FOR FLATLET. FIRST FLOOR PLAN AS SHEET 2
'CA 601 - HOUSING' BASIL BRINK.



| AREAS | |
|---------------|-------|
| HOUSE | 141,4 |
| STOEP | 11,5 |
| 'OUTBUILDING' | 40,6 |
| TOTAL | 193,5 |

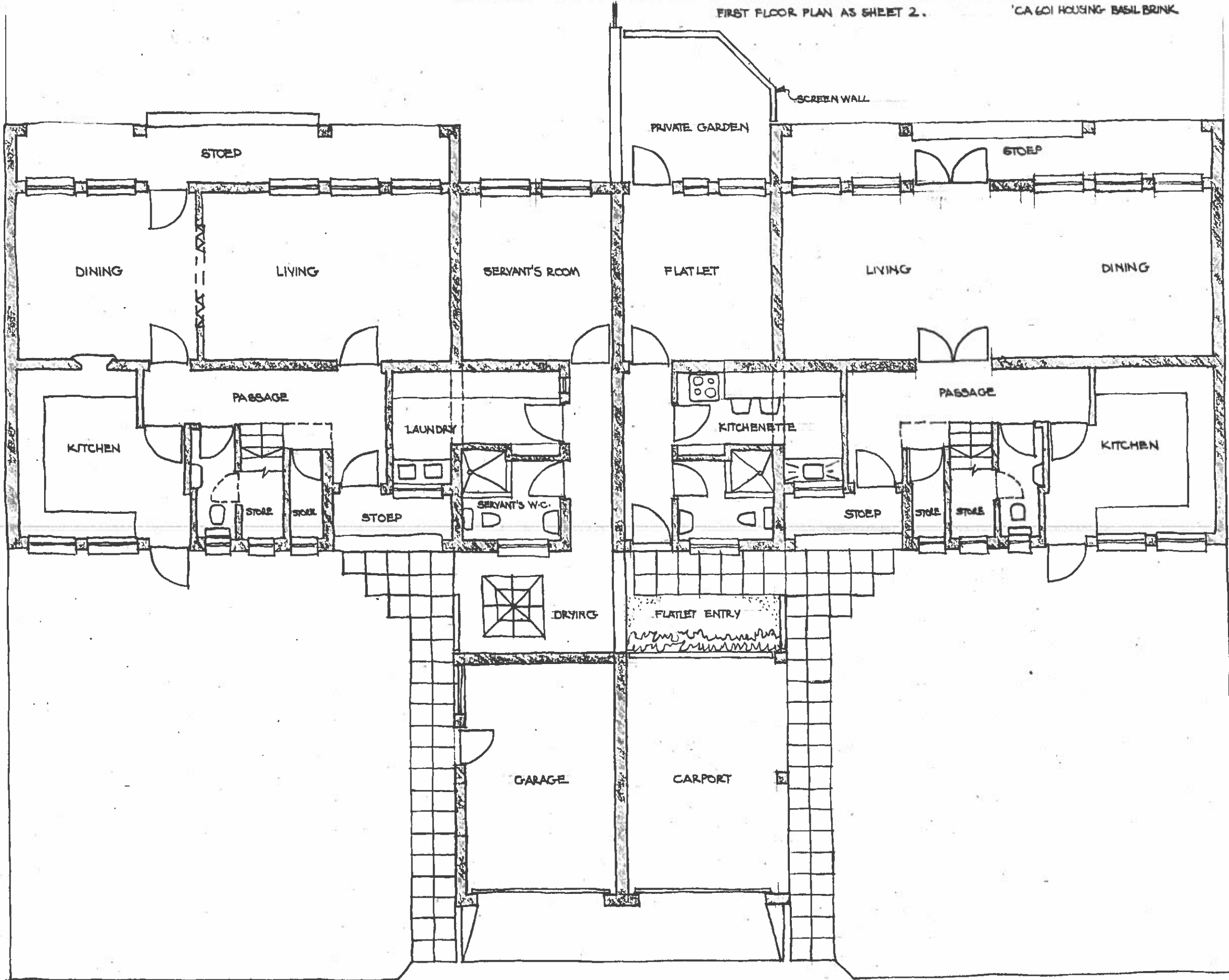


SCALE 1:50

SEMI OR ROW HOUSES - SOUTH ENTRY

FIRST FLOOR PLAN AS SHEET 2.

'CA 601 HOUSING- BASIL BRINK



| AREAS | |
|---------------|-------|
| HOUSE | 141,4 |
| STOEP | 11,5 |
| 'OUTBUILDING' | 40,6 |
| TOTAL | 193,5 |



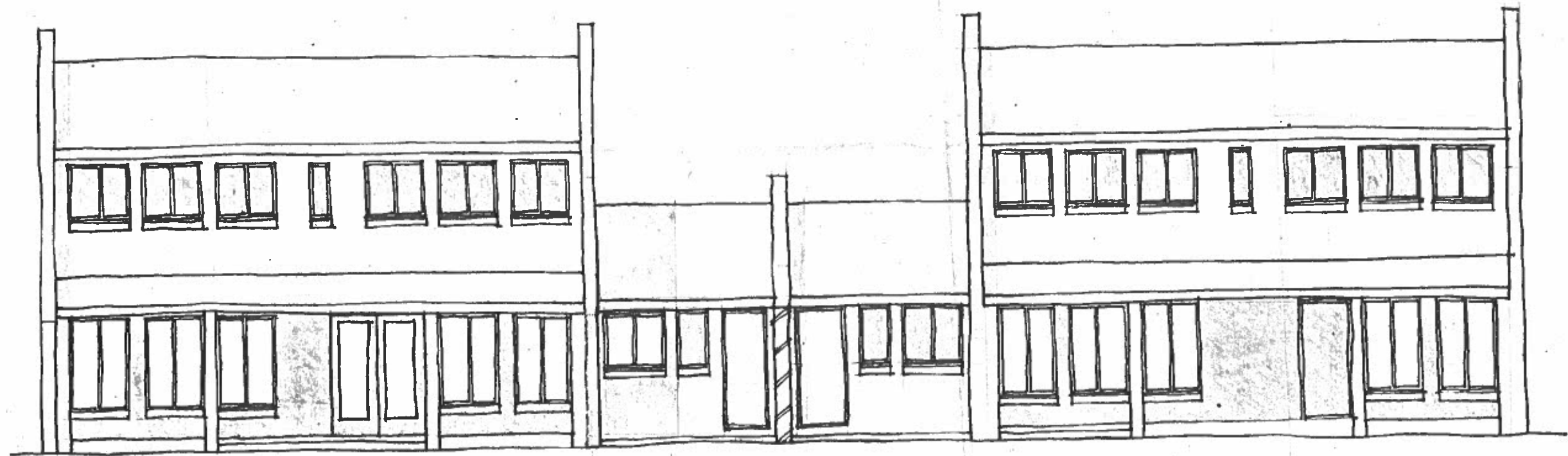
SCALE : 1 : 50



SOUTH ELEVATION


SEMI OR ROW HOUSES

'CA 601 HOUSING' BASIL BRINK

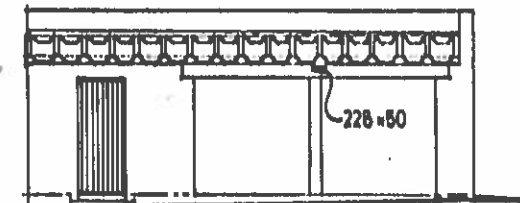


NORTH ELEVATION


STANDPLAAS 46



SUIDAANSIG 1 / 100



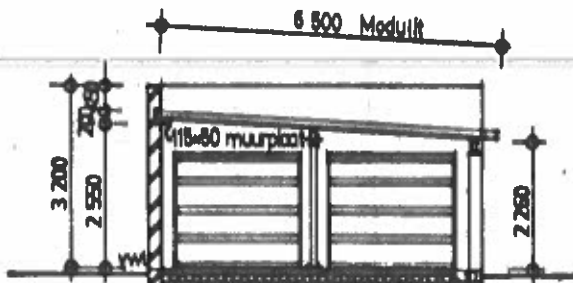
WESAANSIG 1 / 100



OOSAANSIG 1 / 100



NOORDAANSIG 1 / 100



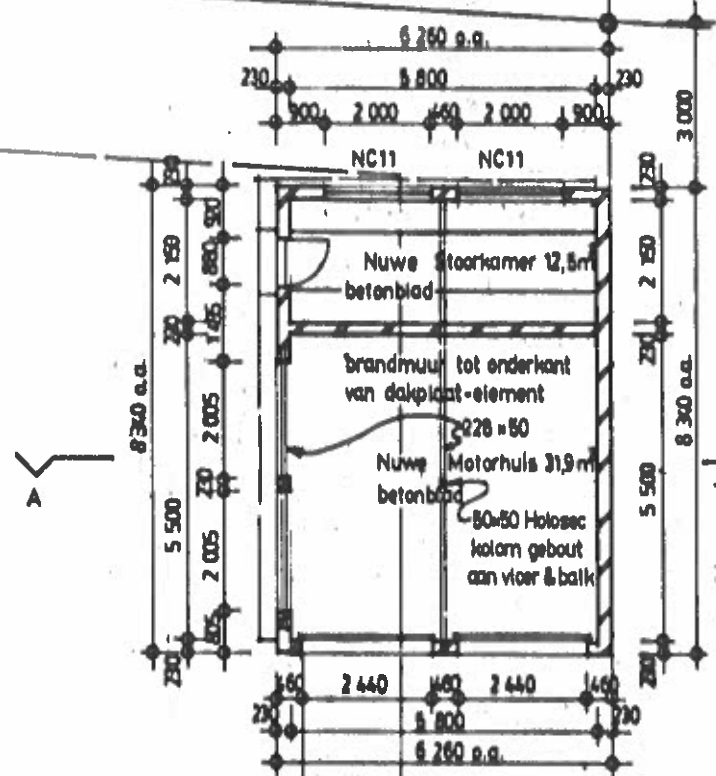
SNIT A-A 1 / 100

KONSTRUKSIE NOTAS

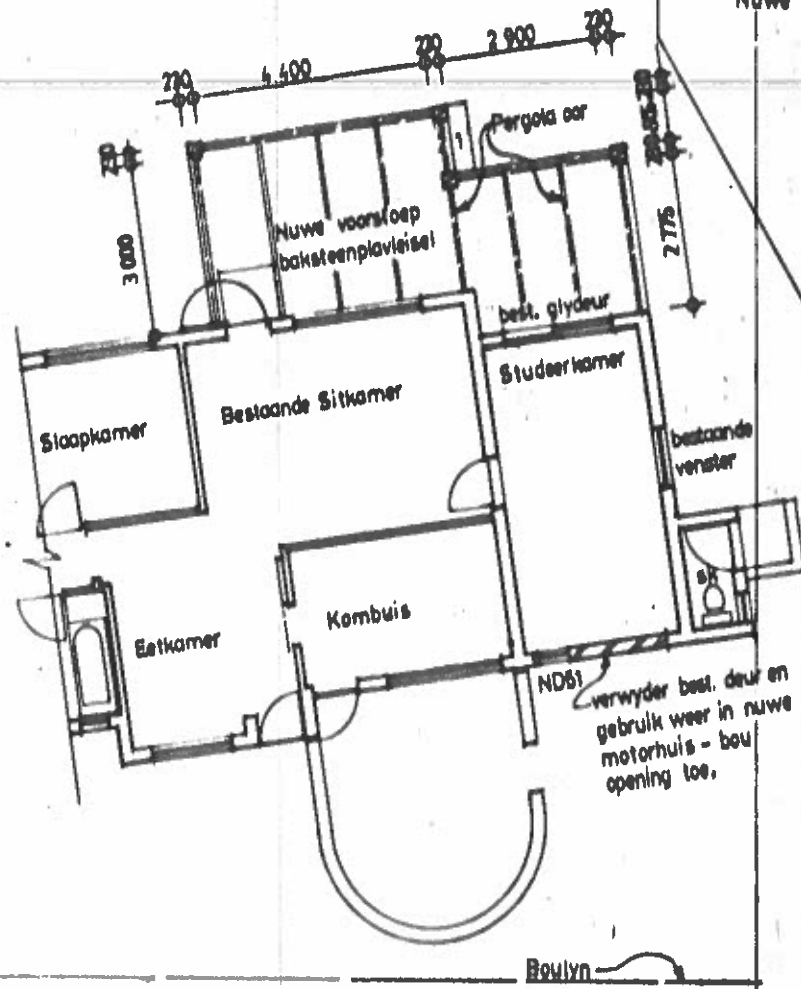
'Moduult' asbesement dakplaat-elemente gebout aan 228x80 S.A. dennehout balke met ø8 'oog'-boute. Gebruik std. entvoegskort-dakrandvulstuk volgens 'Everite' se spesifikasie/detalis.
 Dakhelling = 3°
 6mm 'Cladit' plafon gespyker aan 38x38 latte op 480 afstande maks. 40mm Aerolite insulasie in plafonruimte. Plafon in stoorkamer alleenlik.
 Alle afwerkings moet by bestaande huis aanpas.
 Troffel-afgewerkte 65mm betonblad op 250 micron u.s.b. groen vogweeriag op 100mm minimum vasgestampte wulling.
 'Brikgrip' vogweeriag onder alle vensterbanke



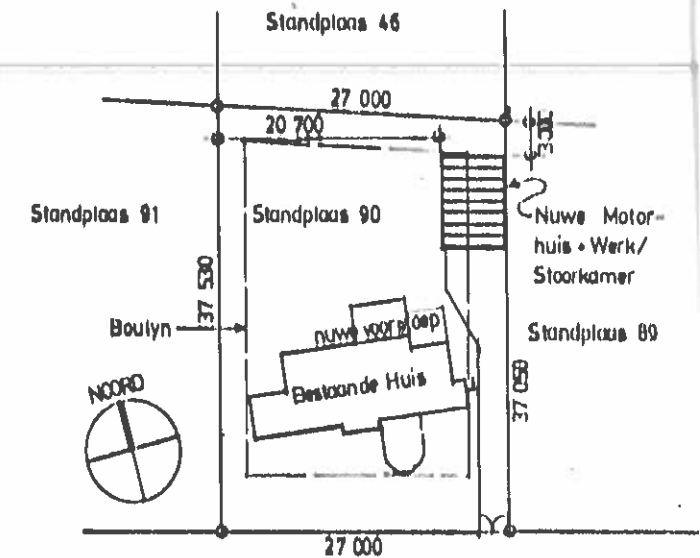
STANDPLAAS 90



Nuwe Inrit



PLAN 1 / 100



Blombossingel

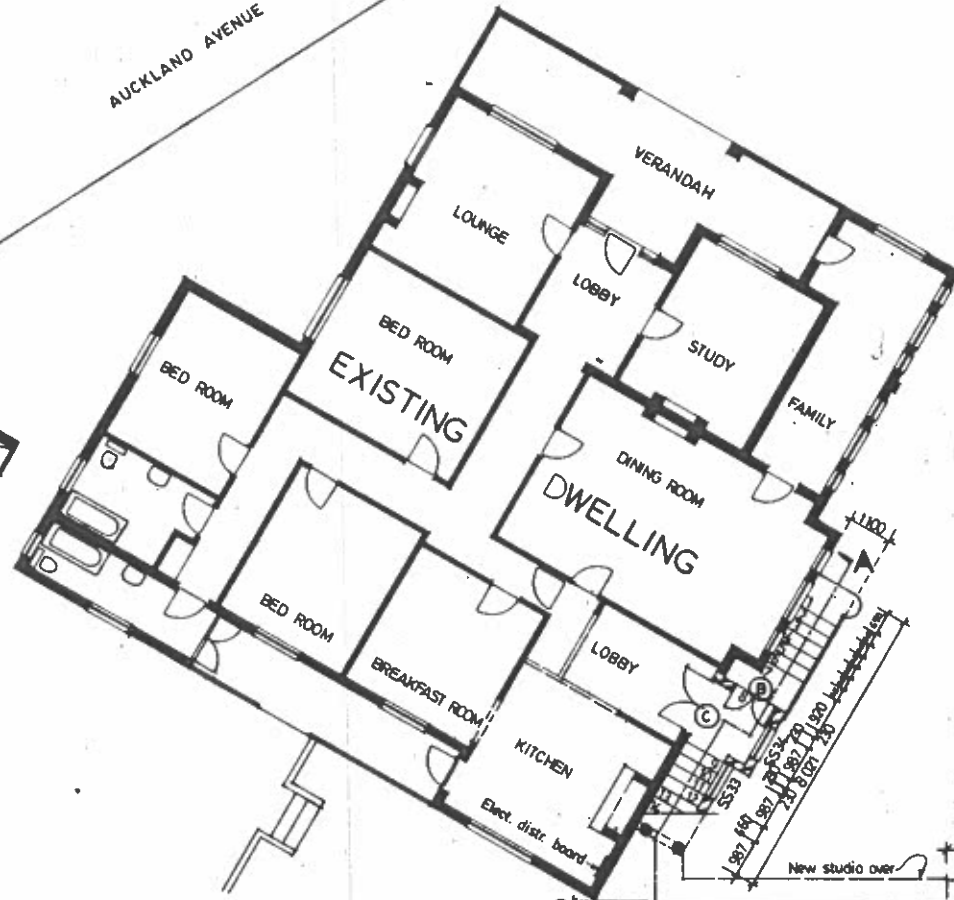
TERREINPLAN 1 / 500

VOORGESTELDE VERANDERING EN NUWE MOTORHUIS • STOORKAMER TE STANDPLAAS 90, NOORDWYK, MIDRAND VIR MR EN MIEV P. HATTINGH EIGENAAR SE HANDTEKENING

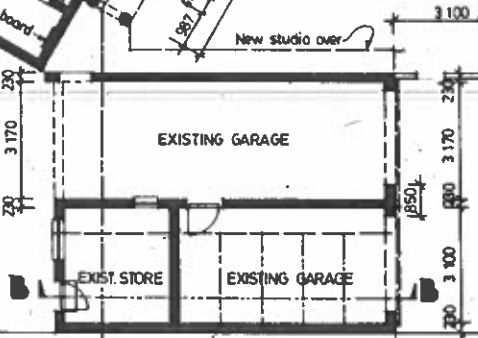
BASIL BRINK, ARGITEK
 FULHAMWEG 159, BRIXTON 2092
 TEL. 011-2247

AUCKLAND AVENUE

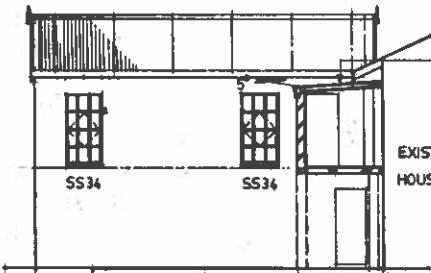
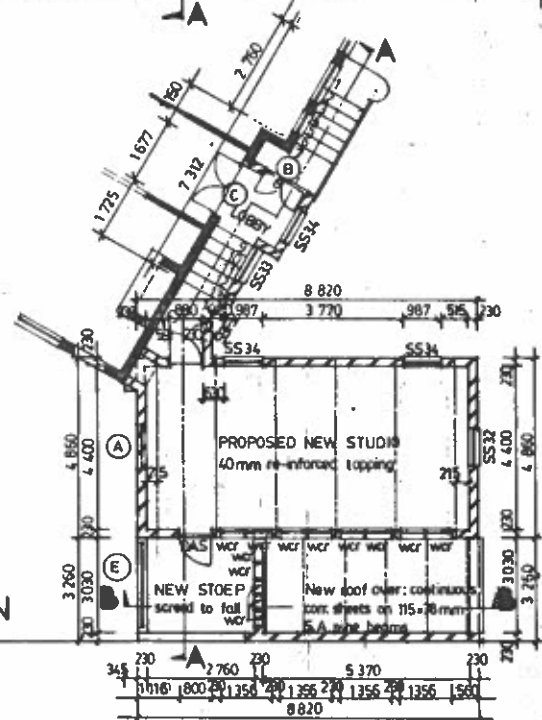
STAND 1020



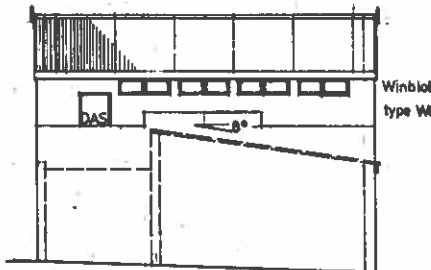
SCALE 1/100 GROUND FLOOR PLAN



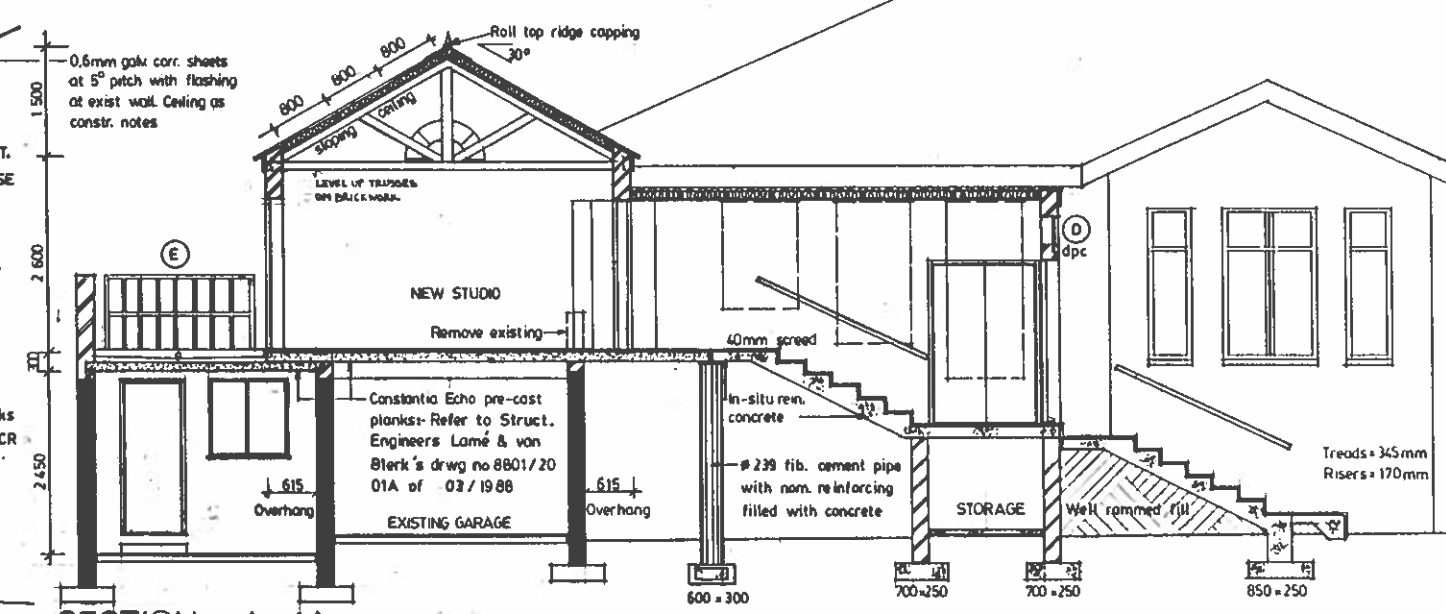
SCALE 1/100 FIRST FLOOR PLAN



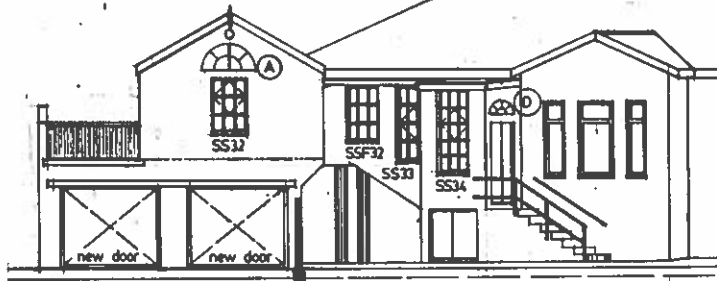
NORTH ELEVATION



SOUTH



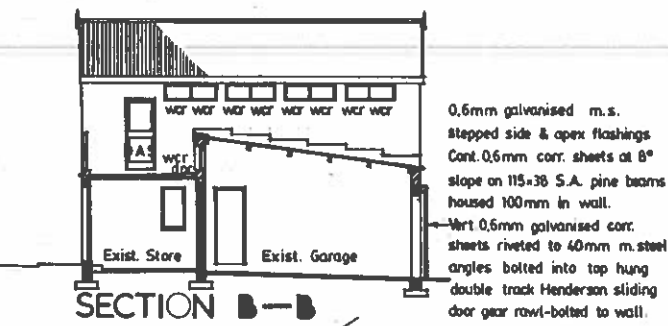
SECTION A-A SCALE 1/50



EAST



WEST ELEVATION



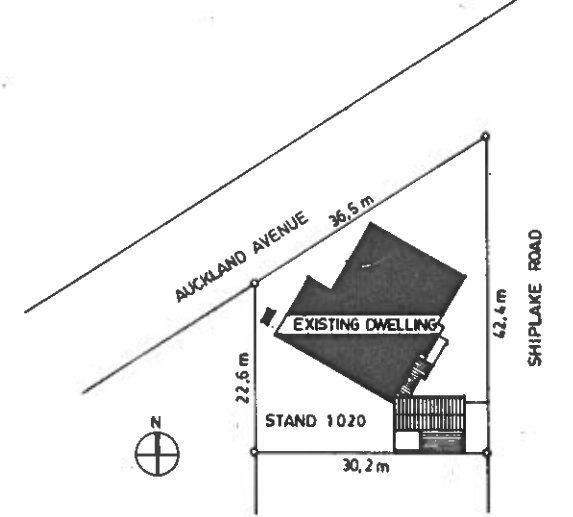
SECTION B-B

CONSTRUCTION NOTES

0,6mm S-Rib 10,5/76 corrugated profile sheets galvanised & painted to match existing on 75mm x 50mm purlins on pre-fabricated timber trusses at 1506mm centres in accordance with S.A.B.S. 0160 and 0163. Connectors as tested by the C.S.I.R., 40mm Aerolite blanket insulation to all new spaces above ceilings, 70mm x 19mm S.A. pine t & g board ceiling with 19mm hardwood quadrant trim, 225 x 15mm continuous fibre cement barge boards and 150 x 15mm cont. f.c. fascias. Finials ex 450 x 50 x 50mm hardwood screwed to wall plugs, #239mm f.c. pipe projecting 25mm from wall as vents below finials, Habitable rooms with ventilation area 5%, light area 10% minimum of floor area. All walls plastered and painted internally and externally. Colours to owner's specification. Internal and external cills, where required, to match existing. Check all dimensions on site prior to commencement of work, and make good in all trades. Depth of footings to be determined by Contractor on site.

The following items will be supplied by the owner:

- (A) Semi-circular window, large
- (B) Double door with red and blue glass
- (C) Double door, teak
- (D) Semi-circular window, small
- (E) Hand rail

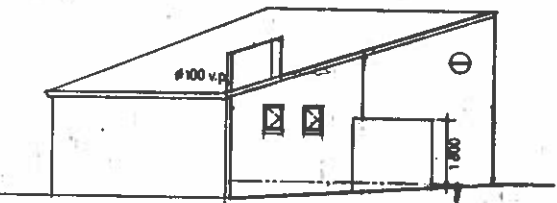
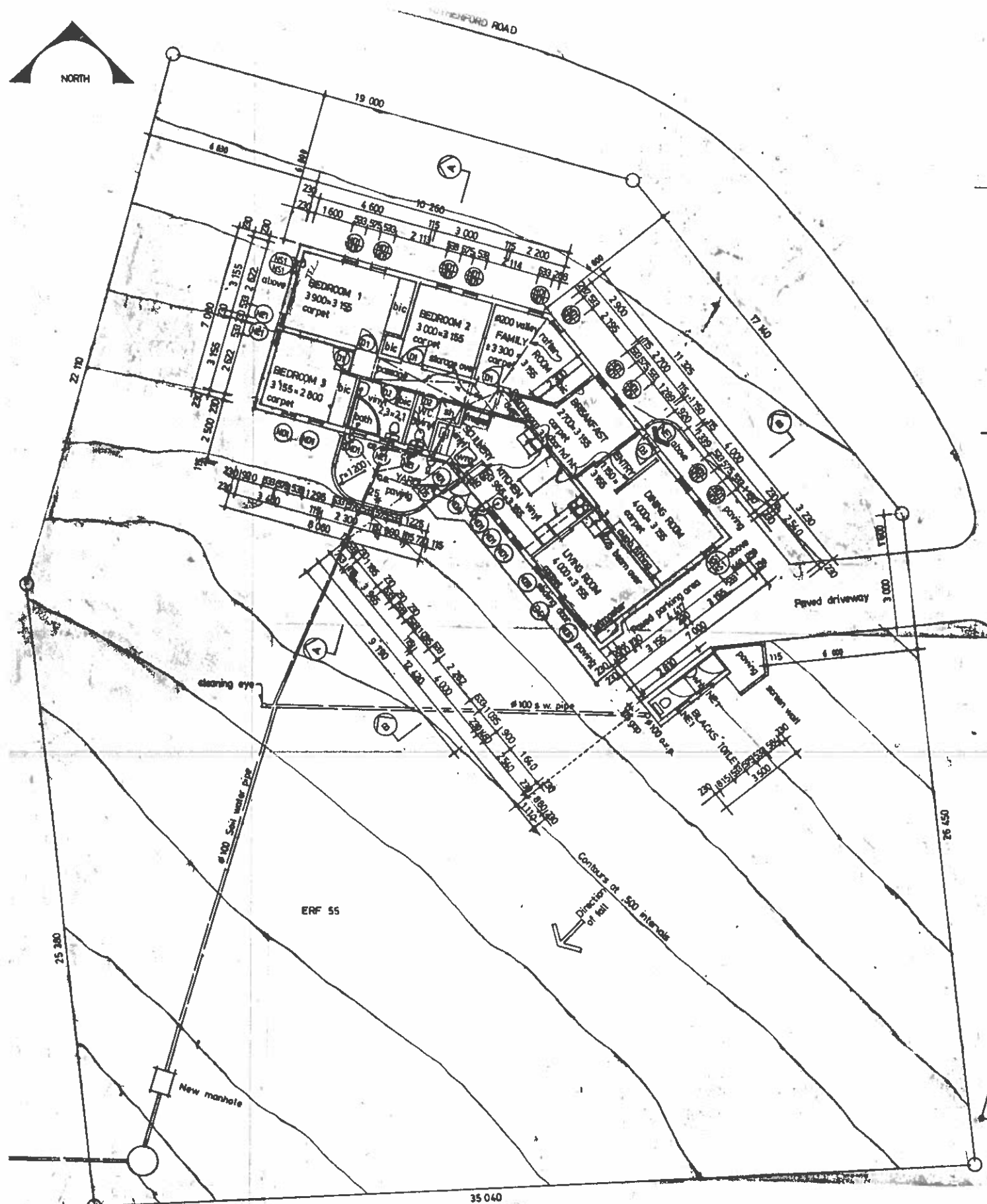


SITE PLAN SCALE 1/500

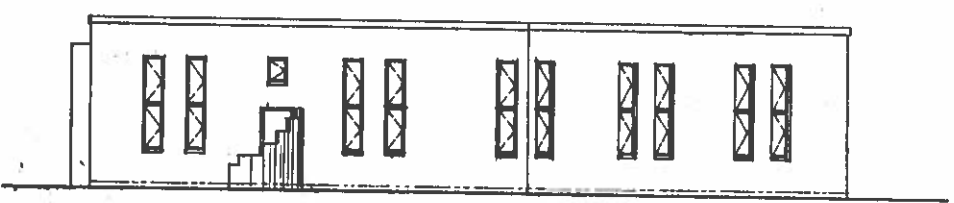
PROPOSED ADDITION AND ALTERATIONS TO IMPROVEMENTS ON STAND No 1020, AUCKLAND PARK FOR S. NAGEL, OWNER.

OWNER'S SIGNATURE *S. Nagel* DATE 07/04/88

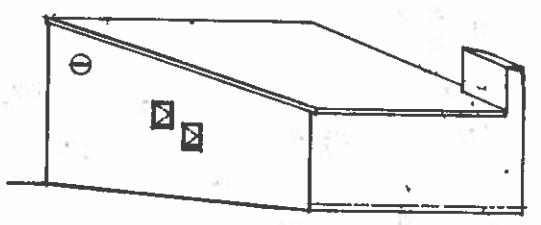
BASIL BRINK, ARCHITECT, JOHANNESBURG TEL 837 2247 DRWG SN 01



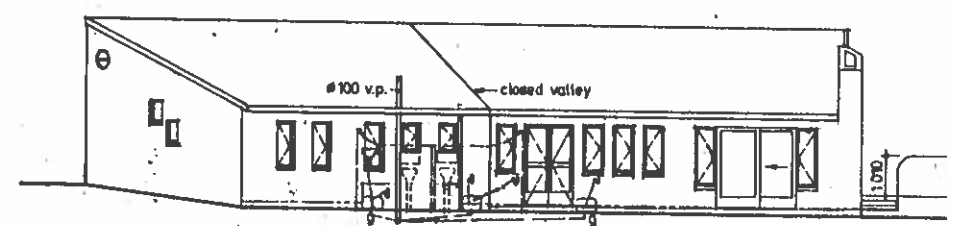
SOUTH-EAST ELEVATION



NORTH-EAST ELEVATION



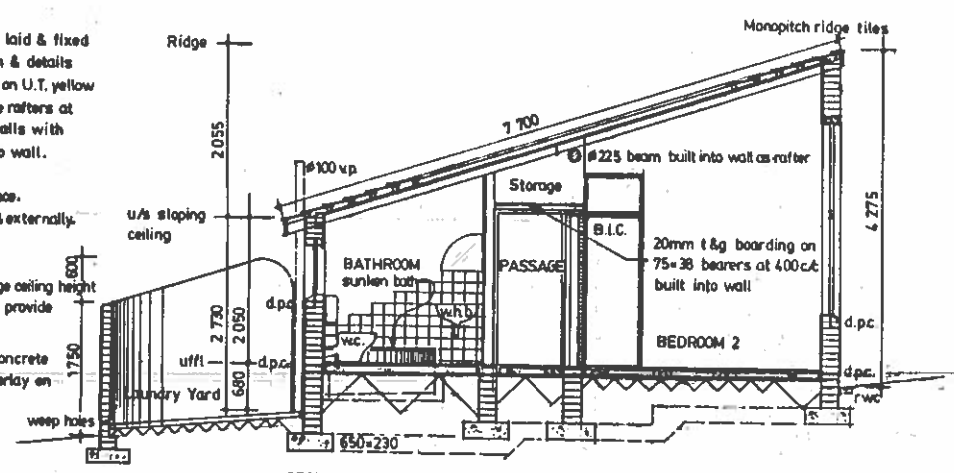
NORTH-WEST ELEVATION



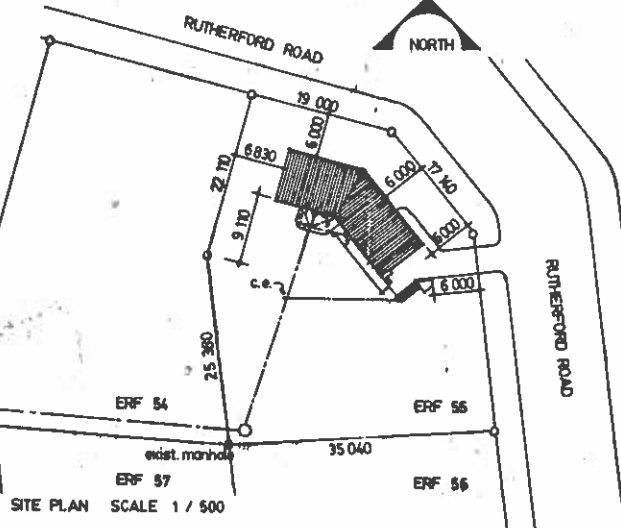
SOUTH-WEST ELEVATION

CONSTRUCTION NOTES

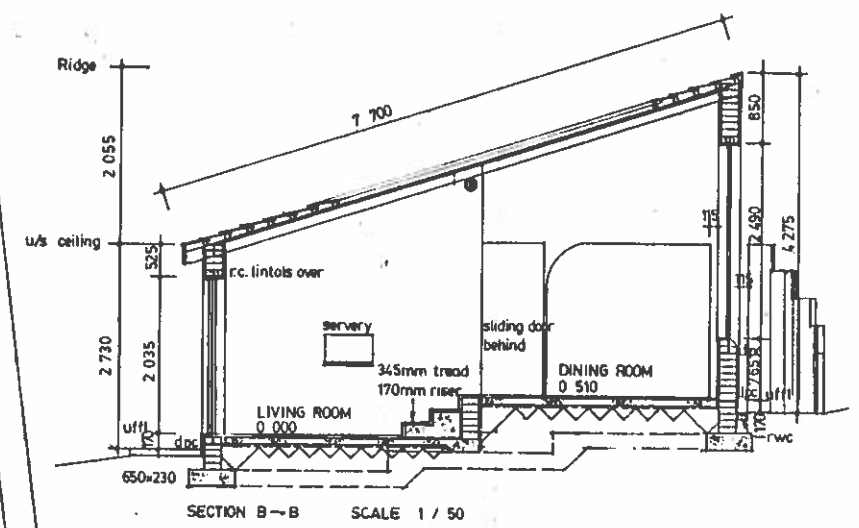
Roof slopes 16°
 Riviera concrete roof tiles by Coverland laid & fixed according to manufacturer's specification & details in 50=38 battens at 320mm max gauge on U.T. yellow underlay on #175 selected tongpole rafters at 690mm centres tied down to 230mm walls with galv. iron straps built min. 4 courses into wall. Cladit ceiling nailed to u/s battens.
 40mm Aerolite insulation to ceiling space.
 All walls painted & plastered internally & externally. Standard steel window- & door frames.
 Plastered sloping eills externally.
 All habitable rooms to have 2,6m average ceiling height
 Contractor to check dimensions on site, & provide well compacted fill as required.
 Floor finish on 30mm screed on 85mm concrete floor slab on 250 micron u.s.b. green underlay on well compacted fill as required.
 Finished floor 200mm min above ground.
 Depth of 650=230 conc footings to be determined by Contractor on site
 Total area of house = 136 m²



SECTION A-A SCALE 1 / 50

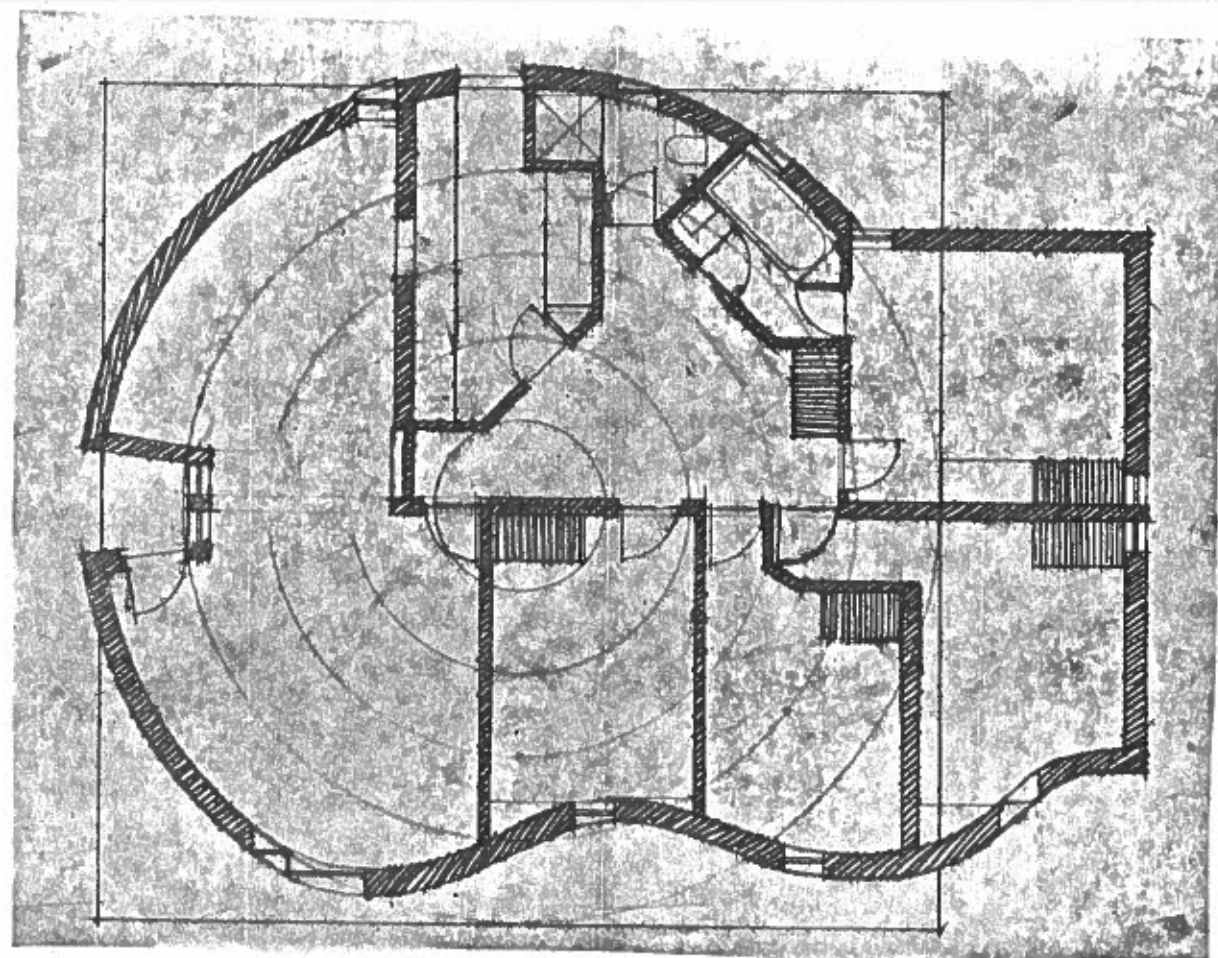
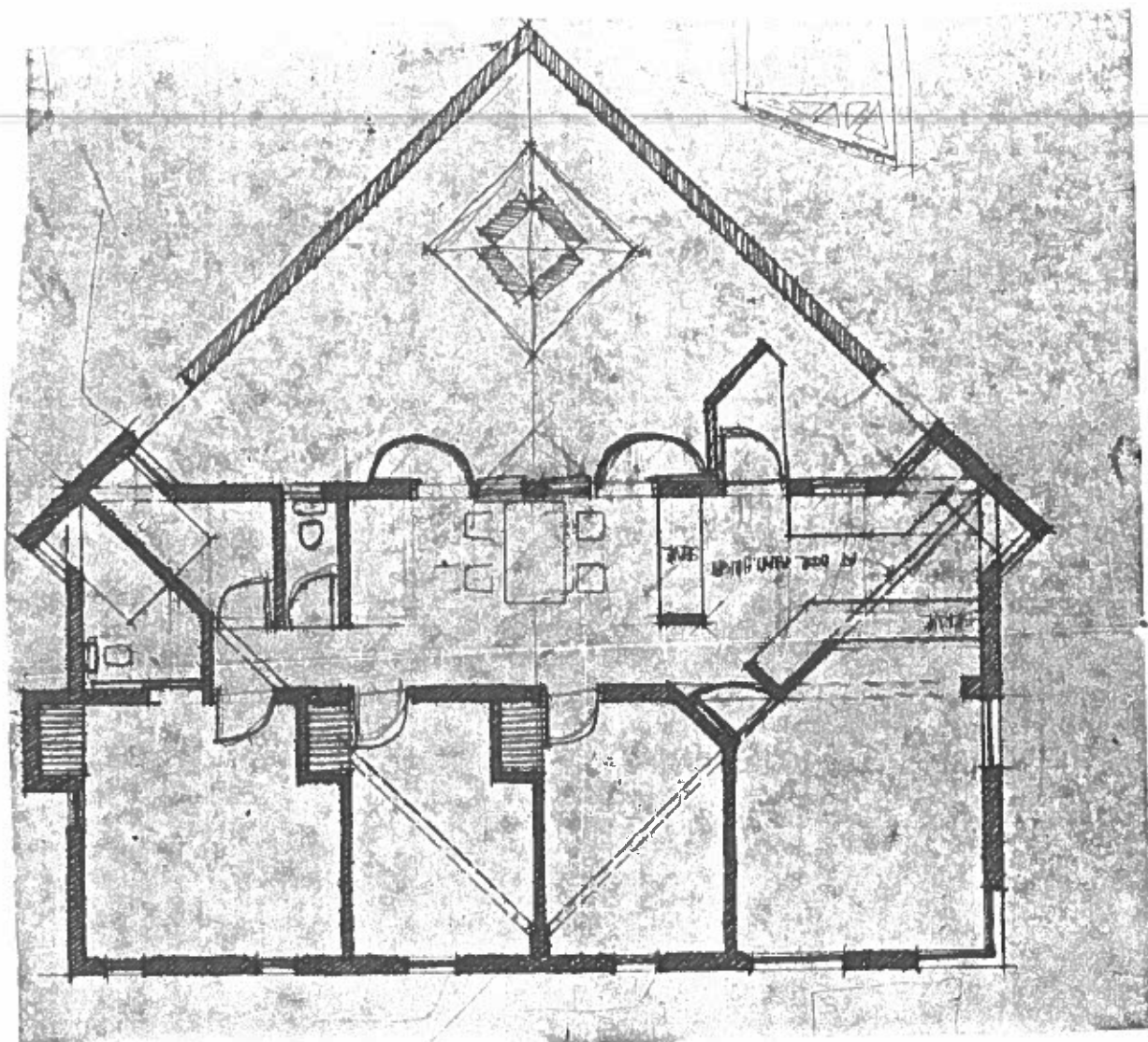
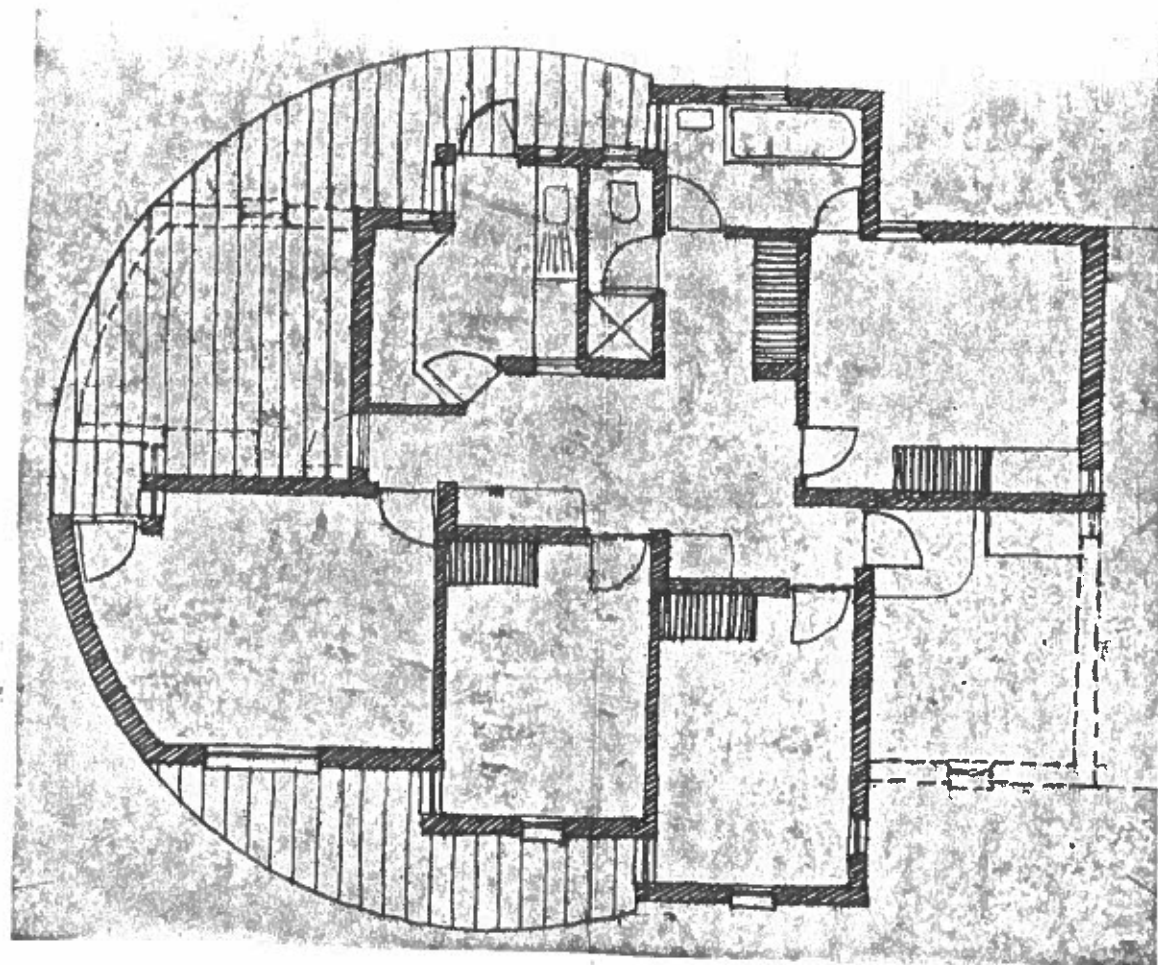
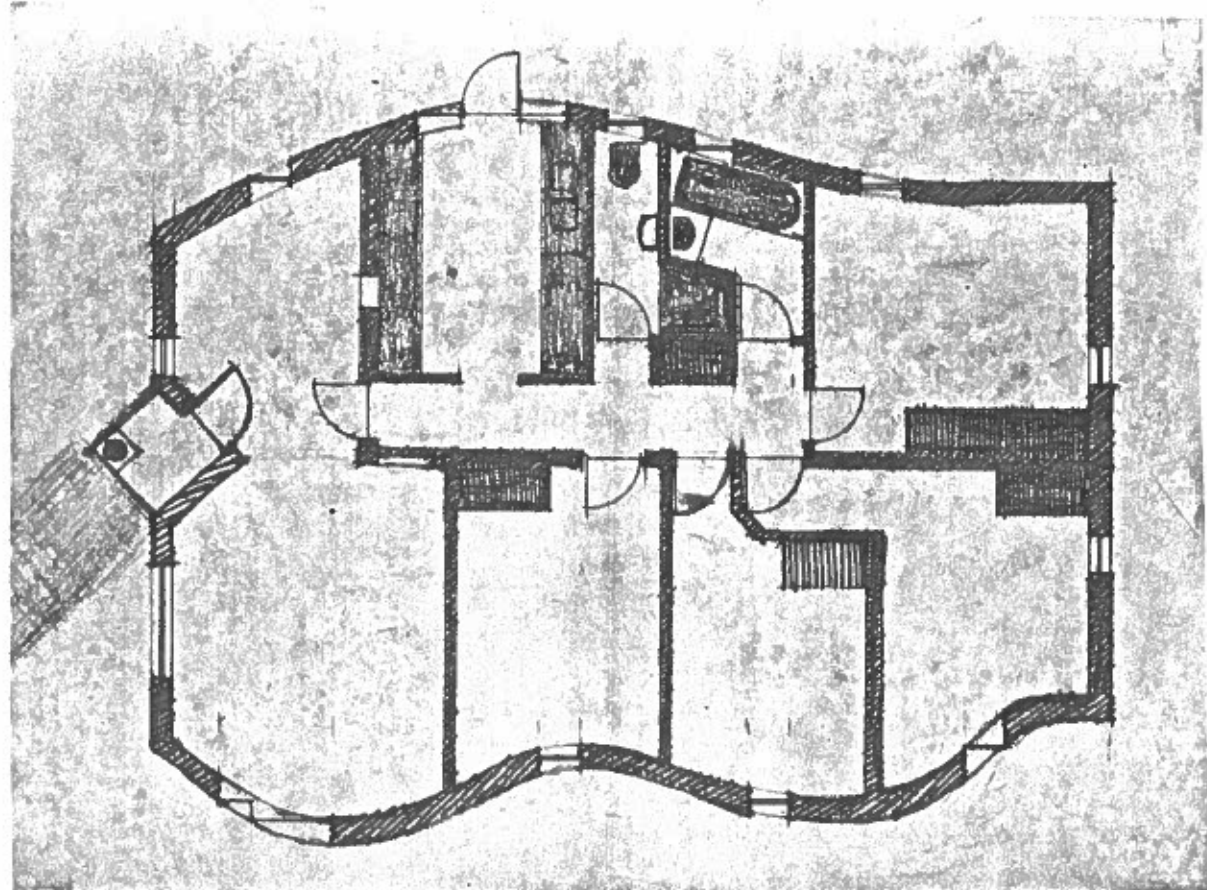


SITE PLAN SCALE 1 / 50



SECTION B-B SCALE 1 / 50

| | | | |
|---|--|------------------------|--|
| PROPOSED NEW DWELLING ON ERF 55, SUNNINGHILL PARK | | BASIL BRINK, ARCHITECT | |
| FOR MR L. M. AND MRS S. O. DE RIDDER, RESPECTIVE | | 159 FULHAM ROAD | |
| OWNERS, SIGNATURES: | | BRIXTON 2 092 | |
| DATE | | TEL 837-2247 | |





OPMERKINGE NOTES

• BESTFERDE AFMETINGS MOET BY VOORSEUR DO OORSAALDE AFMETINGS OESBRUK WORD
 • ALLE AFMETINGS MOET MADEGAAN WORD ALVORENS DAAR MET ENHOE WERK 'N AANYANG GENEEM WORD
 • IN HANDEL VERKRYGBARE ARTIKELS VAN HOOGHOOG OORVSTAANDE IMPERIALE GROOTTES SAL AANYAARBAAR WES, MAAR DIT IS DIE VERANTWOORDELIKHEID VAN DIE AANNEEMER OM TE VERSEKER DAT VERWANTE ITEMS ONDERLING BEHOORLIK PAS.
 • FIGURED DIMENSIONS MUST BE TAKEN IN PREFERENCE TO SCALED DIMENSIONS.
 • ALL DIMENSIONS MUST BE CHECKED BEFORE COMMENCING ANY WORK.
 • COMMERCIALY AVAILABLE ARTICLES OF APPROXIMATELY EQUIVALENT IMPERIAL SIZES WILL BE ACCEPTABLE BUT IT WILL BE THE CONTRACTOR'S RESPONSIBILITY TO ENSURE THAT ALL RELATED ITEMS WILL FIT PROPERLY

| NR | NO | DATUM DATE | S | WYSIGINGE | AMENDMENTS |
|----|----|------------|---|-----------|------------|
| | | | | | |

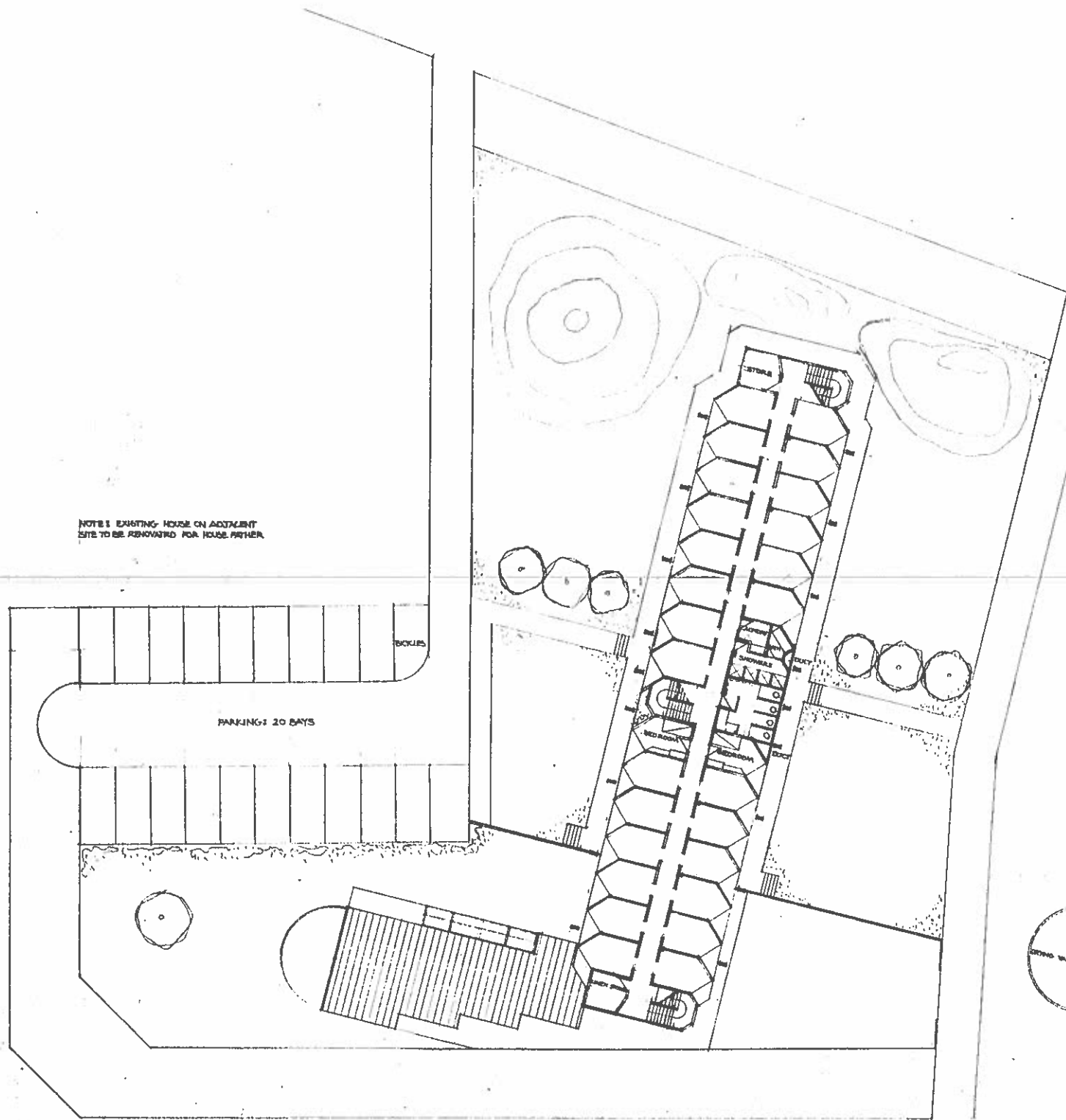
| | | | |
|---|--------------------------|--|------------------------------------|
| HOOFDARTER CHIEF ARCHITECT DATUM <i>15-3-77</i> | | STWILLE HOOFDINGENIEUR CHIEF CIVIL ENGINEER DATE | |
| ARCHITECT J.G. HOLAHAN | | ARCHITECT | |
| GETEKEN DRAWN GEDRAKEER TRACKED HOOGSIEK CHECKED | brik | ARO VERW ARCH REF 3478 | ENH VERW C.C.E. REF W4/6/810 |
| | | SKAAL SCALE 1:100 | |

PROPOSED FOOTBRIDGE AND OVERHEAD
 STATION BUILDING
 AXONOMETRIC SKETCH

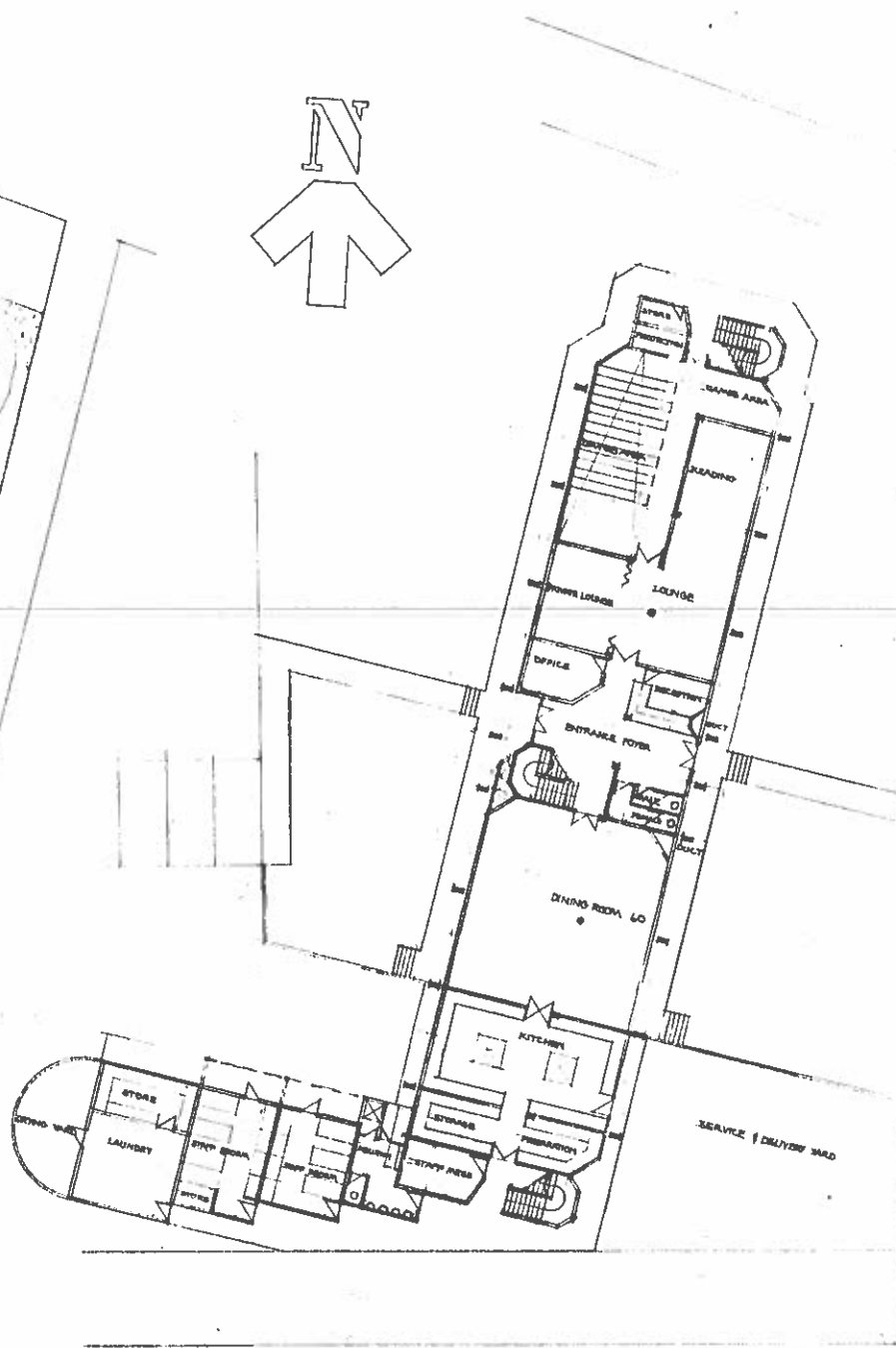
UMGENI — DURBAN
 VOORGESTELDE VOETBRUG EN VERHEWE
 STASIE GEBOU
 AKSONOMETRESE SKETS

| | |
|----------------------|-----|
| SAS | SAR |
| sketch, skets | |
| 3478/ | A |
| VEI SHEET | 3 |
| WYSIGINGE AMENDMENTS | |

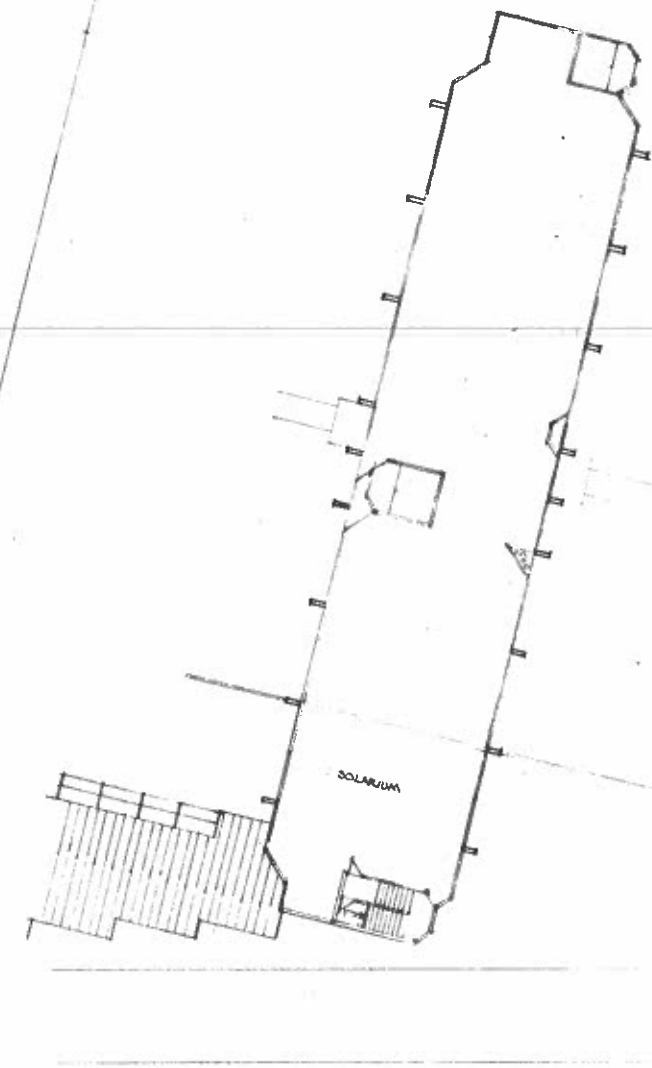
NOTE: EXISTING HOUSE ON ADJACENT SITE TO BE RENOVATED FOR HOUSE PARTNER.



FIRST AND SECOND FLOOR PLAN



GROUND FLOOR PLAN



ROOF PLAN

OPMERKINGE NOTES

- BESTYPERDE AFMETINGS MOET BY VOORKEUR SO GESKAALDE AFMETINGS GEBRUIK WORD
- ALLE AFMETINGS MOET NAAGGAAN WORD ALVOERENS DAAR MET ENIGE WERK IN AANVANG GENEEM WORD
- IN HANDEL VERESIGBARE ARTIKELS VAN NAGINDE OELVSTAANDE IMPERIALE GADOOTES SAL AANVAARBAAR WEE, MAAR DI IS DIE VERANTWOORDELIKHED VAN DIE AANHEMER OM TE VERSEKER DAT VERWANTE ITEMS ONDERLING OPHOORLIK PAS
- FIGURED DIMENSIONS MUST BE TAKEN IN PREFERENCE TO SCALED DIMENSIONS
- ALL DIMENSIONS MUST BE CHECKED BEFORE COMMENCING ANY WORK
- COMMERCIALY AVAILABLE ARTICLES OF APPROXIMATELY EQUIVALENT IMPERIAL SIZES WILL BE ACCEPTABLE BUT IT WILL BE THE CONTRACTOR'S RESPONSIBILITY TO ENSURE THAT ALL RELATED ITEMS WILL FIT PROPERLY

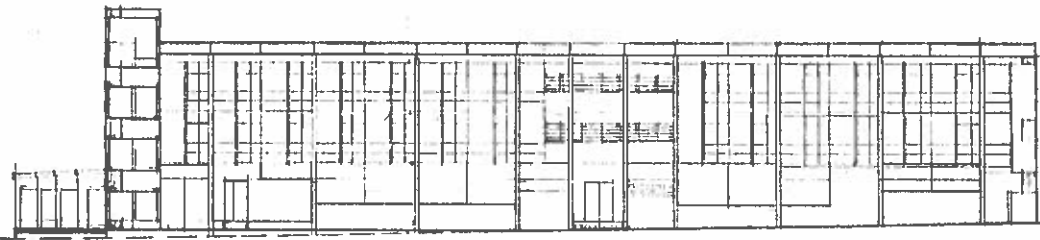
| NR | NO | DATUM | DATE | S | WYSIGINGE | AMENDMENTS |
|----|----|-------|------|---|-----------|------------|
| | | | | | | |

| | | | |
|--|----------|--|--------------|
| HOOFARGITEER CHIEF ARCHITECT DATUM | | SIVIEL HOOFINGENIEUR CHIEF CIVIL ENGINEER DATE | |
| ARCHITECT | b. brink | ARCHITECT | J.G. HOLAHAN |
| GETEKEN DRAWN | brink | ARG. VERW. ARCH. REF. | 3325 |
| GEREKEER TRACED | | SHI. VERW. C.C.E. REF. | W 83/9/1 |
| NAKESSEN CHECKED | | SKAAL SCALE | 1:200 |

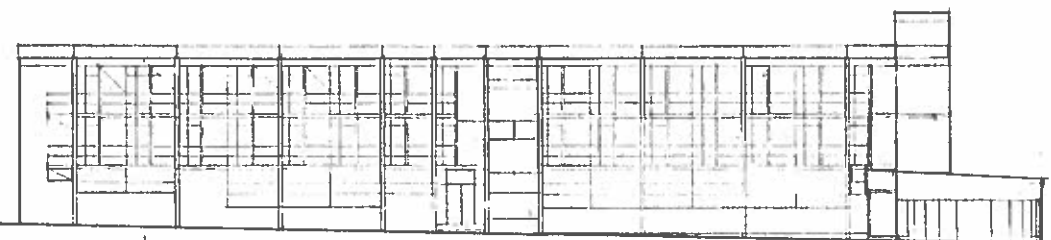
PROPOSED HOSTEL FOR 56 WHITES
FLOOR PLANS - LAYOUT

KEETMANSHOOP
VOORGESTELDE TE-HUIS VR 56 BLANKES
VLOER PLANNE - LITLEG

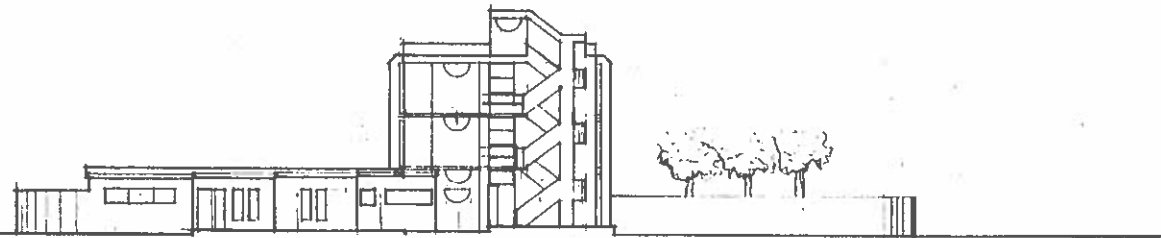
| | |
|----------------------|-----|
| SAS | SAR |
| sketch/sketches | |
| 3325/B | |
| VOL SHEET | 1 |
| WYSIGINGE AMENDMENTS | |
| | |
| | |



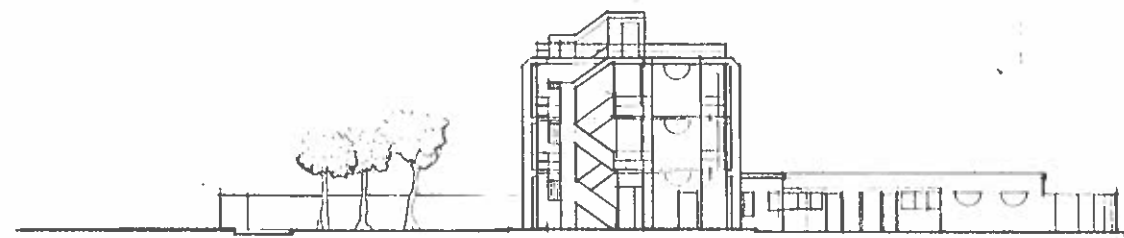
EAST ELEVATION



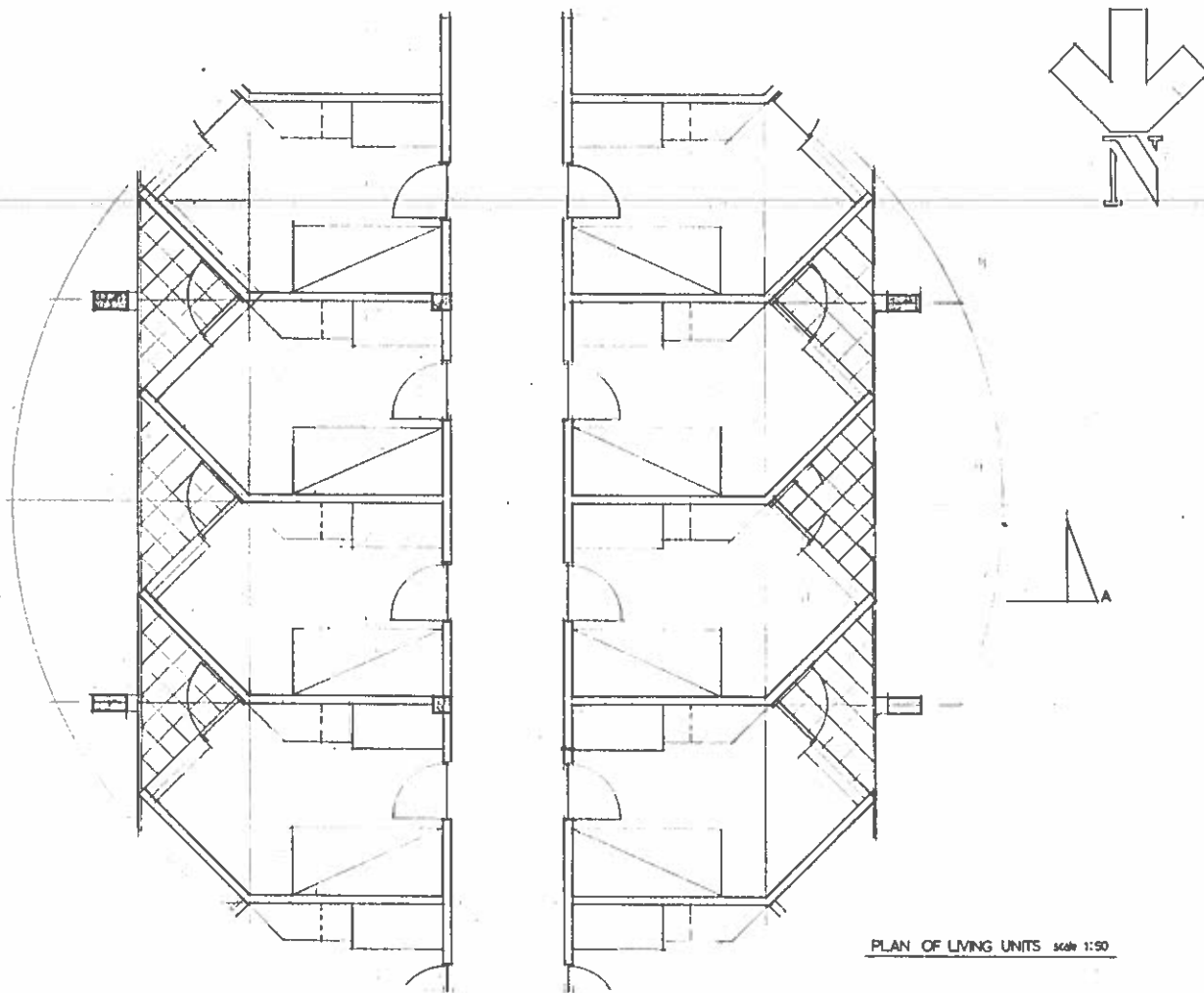
WEST ELEVATION



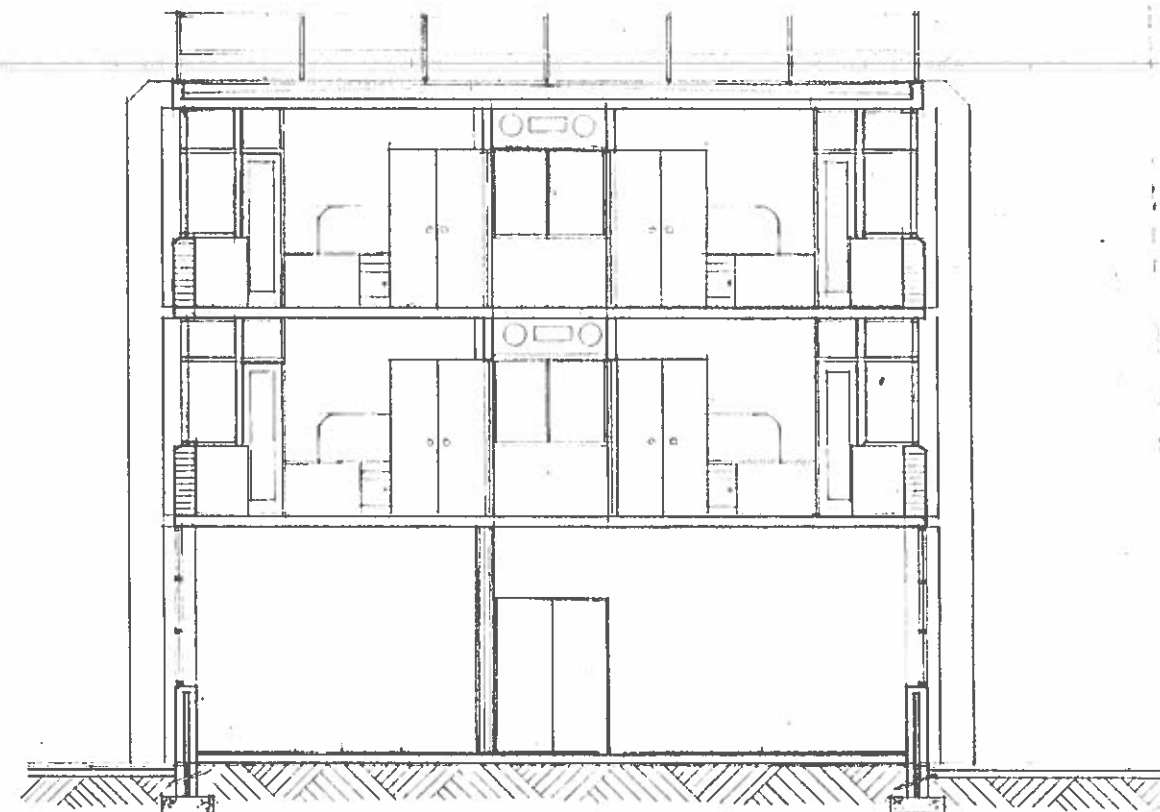
SOUTH ELEVATION



NORTH ELEVATION



PLAN OF LIVING UNITS scale 1:50



SECTION A-A scale 1:50

OPMERKINGE NOTES

- BESYFERDE AFMETINGS MOET BY VOORKEUR SO GESKAALDE AFMETINGS GEBRUIK WORD
- ALLE AFMETINGS MOET MADEGAAN WORD ALDRENS DAAR MET ENIGE WERK IN AANVANG GENEEM WORD
- IN HANDEL VERRYGBARE ARTIKELS VAN MAGENORG GELYKSTAANDE IMPERIALE GROOTTES SAL AANVAARBAAR WES, MAAR DIT IS DIE VERANTWOORDELIKHEID VAN DIE AANNEEMER OM TE VERSEKER DAT VERWANTE ITEMS ONDERLING BEHOORLIK PAS.
- FIGURED DIMENSIONS MUST BE TAKEN IN PREFERENCE TO SCALED DIMENSIONS
- ALL DIMENSIONS MUST BE CHECKED BEFORE COMMENCING ANY WORK.
- COMMERCIALY AVAILABLE ARTICLES OF APPROXIMATELY EQUIVALENT IMPERIAL SIZES WILL BE ACCEPTABLE BUT IT WILL BE THE CONTRACTOR'S RESPONSIBILITY TO ENSURE THAT ALL RELATED ITEMS WILL FIT PROPERLY

WYSIGINGE AMENDMENTS

| NR | HO | DATUM | DATE | S |
|----|----|-------|------|---|
| | | | | |

| | | | |
|--|----------|---|--------------|
| HOOFDARCHIEF CHIEF ARCHITECT DATUM | | SIVILE HOOFDINGENIEUR CHIEF CIVIL ENGINEER DATE | |
| ARCHIEK | b. brink | ARCHITECT | |
| GETREK DRAWN | b. brink | ARG VERW ARCH REF | 3325 |
| GEKALKER TRACED | | SHI VERW C.C.E. REF. | W 63/9/1 |
| NADESIEH CHECKED | | SKAAL SCALE | 1:200 & 1:50 |

KEETMANSHOOP

PROPOSED HOSTEL FOR 56 WHITES
ELEVATIONS, PLAN & SECTION

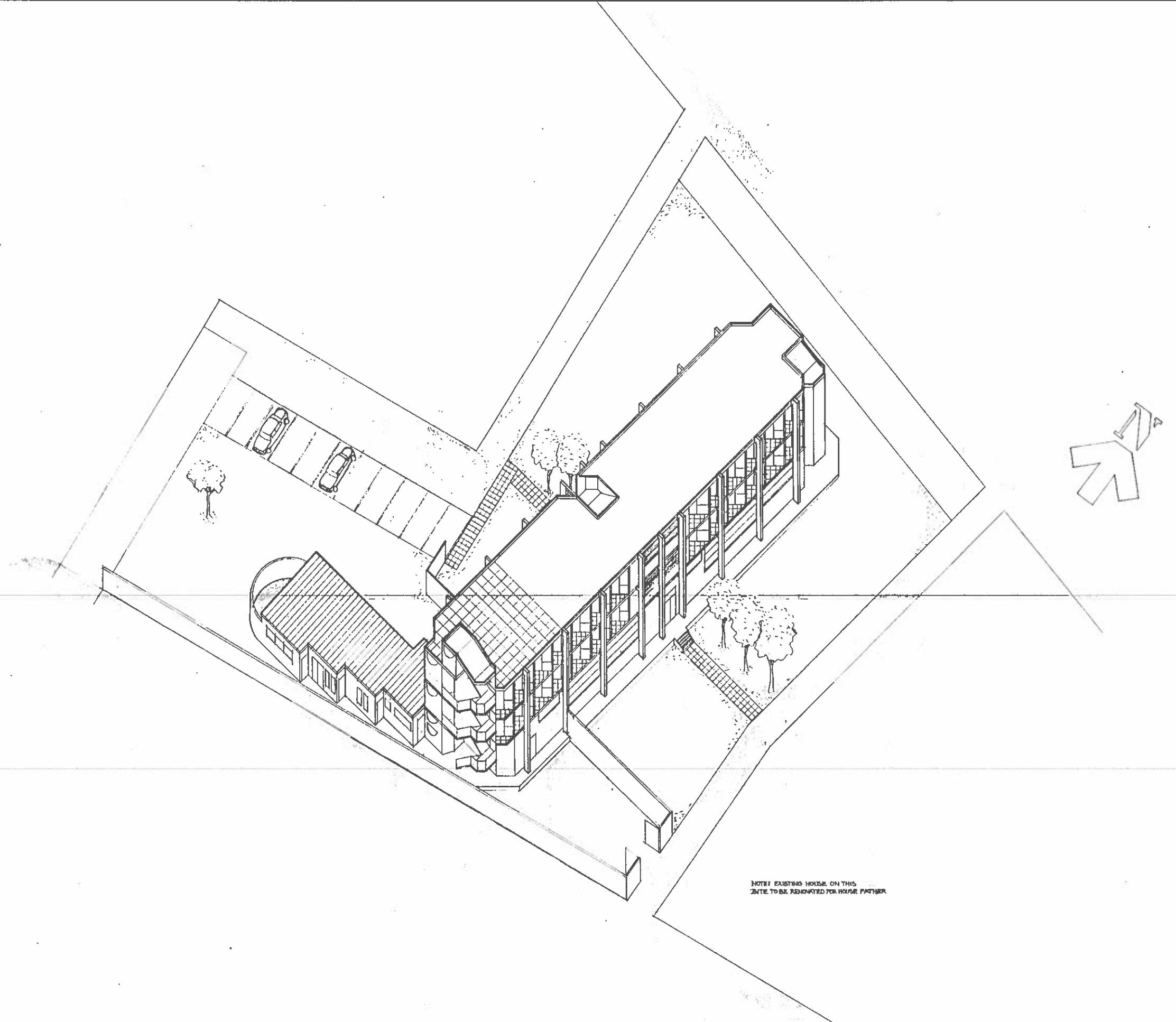
VOORGESTELDE TEHUIS VIR 56 BLANKES
AANSIGTE, PLAN & SNIT

SAS SAR

sketch /skets
3325 /B

VEL SHEET 2

WYSIGINGE AMENDMENTS



NOTE: EXISTING HOUSE ON THIS SITE TO BE RENOVATED FOR HOUSE PARTNER.

OPMERKINGE NOTES

- BESTYPERDE AFMETINGS MOET BY VOORKEUR SO GESKAALDE AFMETINGS GEBRUIK WORD
- ALLE AFMETINGS MOET NAGEGAAM WORD ALVORENS DAAR MET ENIGE WEEK 'N AANVANG GENEEM WORD
- IN HANDEL VERKRYGBARE ARTIEKEL VAN MAGENDEG OESTYKSTAANDE IMPERIALE GROOTTES SAL AANVAARBAAR WEE. MAAR DIT IS DIE VERANTWOORDELIKHEID VAN DIE AANNEHEER OM TE VERSEKER DAT VERWANTE ITEMS ONDERLING BEMOEDLIK PAS.
- FIGURED DIMENSIONS MUST BE TAKEN IN PREFERENCE TO SCALED DIMENSIONS
- ALL DIMENSIONS MUST BE CHECKED BEFORE COMMENCING ANY WORK
- COMMERCIALY AVAILABLE ARTICLES OF APPROXIMATELY EQUIVALENT IMPERIAL SIZES WILL BE ACCEPTABLE BUT IT WILL BE THE CONTRACTOR'S RESPONSIBILITY TO ENSURE THAT ALL RELATED ITEMS WILL FIT PROPERLY

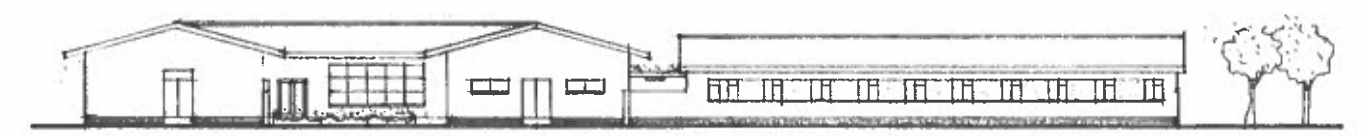
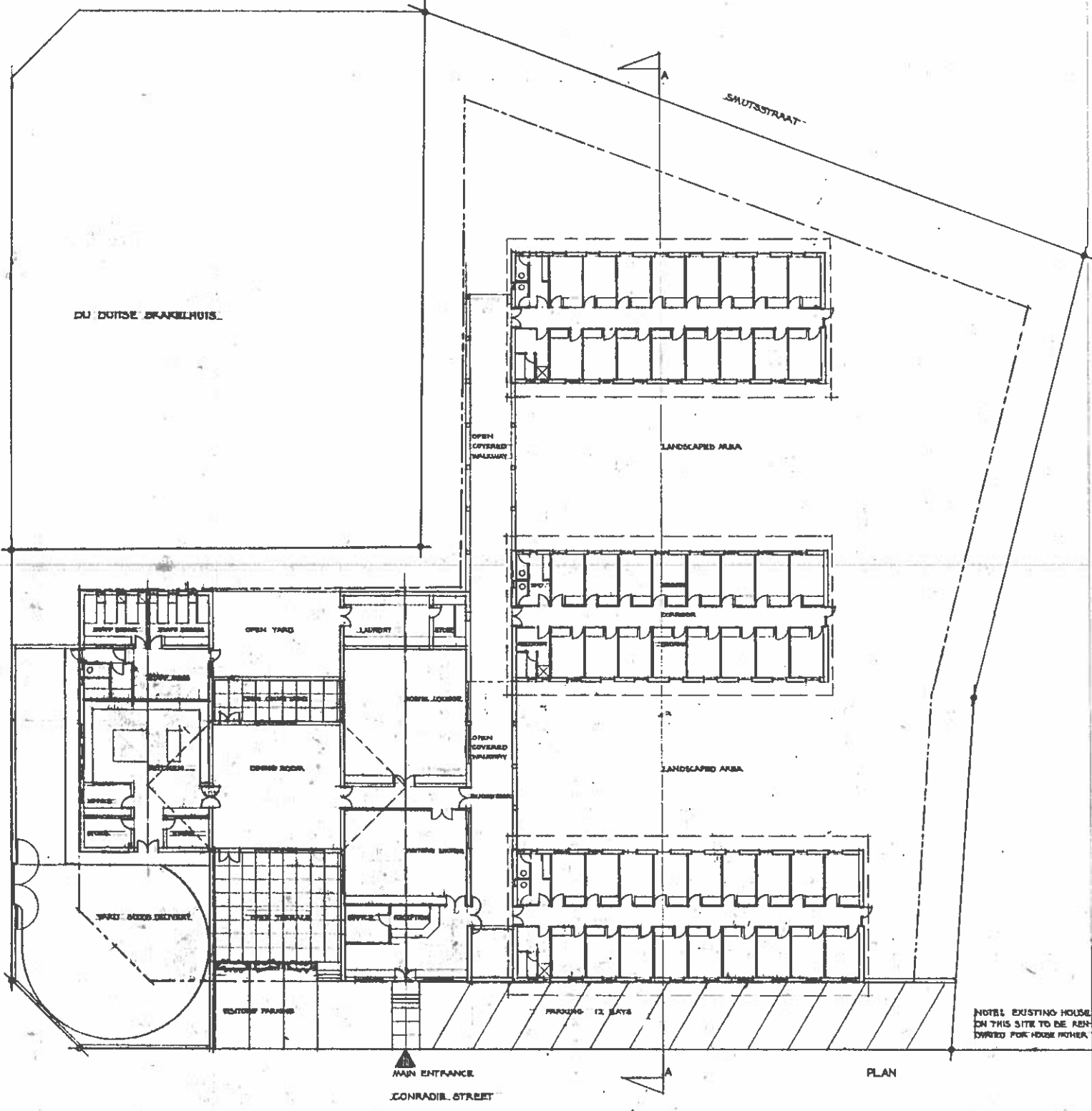

| NR | NO | DATUM DATE | S | WYSIGINGE AMENDMENTS |
|----|----|------------|---|----------------------|
| | | | | |

| | | | |
|---------------------------------|---------|-----------------------|---------|
| HOOFDARCHIEK CHIEF ARCHITECT | | J.G. HOLAHAN | |
| ARCHITECT | | ARCHITECT | |
| GETEKEN DRAWN | b brink | ARG VERW ARCH REF | 3325 |
| GERAAKKEER TRACED | | SHI VERW C C E REF | W63/9/1 |
| NAGESIEN CHECKED | | SKAAL SCALE | 1: 200 |

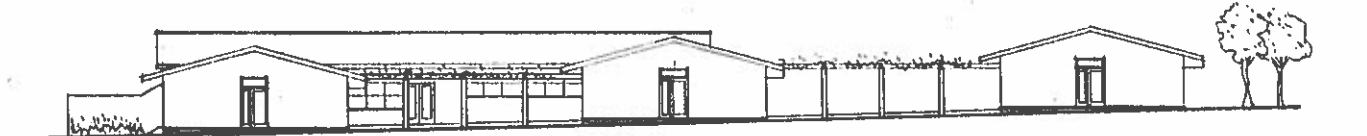
PROPOSED HOSTEL FOR 56 WHITES
AXONOMETRIC SKETCH

KEETMANSHOOP
VOORGESTELDE TE-HUIS VIR 56 BLANKES
AKSONOMETRIESE SKETS

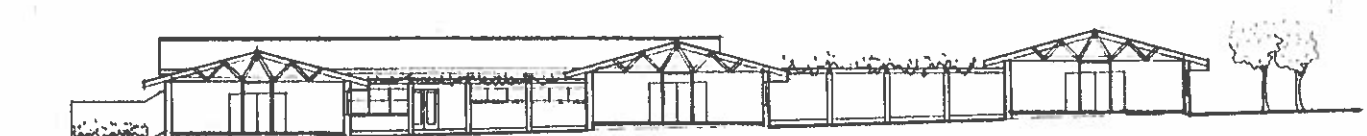
| |
|----------------------|
| SAS SAR |
| sketch/skets |
| 3325/B |
| VEL SHEET 3 |
| WYSIGINGE AMENDMENTS |
| |
| |



SOUTH ELEVATION



EAST ELEVATION



SECTION A-A

OPMERKINGE **NOTES**

• BESYFERDE AFMETINGS MOET BY VOORKEUR SO OESKAALDE AFMETINGS GEBRUIK WORD.

• ALLE AFMETINGS MOET NADEGAAN WORD ALDRENS SAAR MET ENIGE WERE W AANVANG OORHEEM WORD

• IN HANDEL VERBYGARE ARTIKELS VAN NAGEHORE OELVSTAANDE IMPERIALS GROOTTES SAL AANVAARBAAR WERE, MAAR DIT IS DIE VERANTWOORDELIKHED VAN DIE AANNEEMER OM TE VERSEKER DAT VERWANTE ITEMS ONDERLING BEHOORLIK PAS

• FIGURED DIMENSIONS MUST BE TAKEN IN PREFERENCE TO SCALED DIMENSIONS

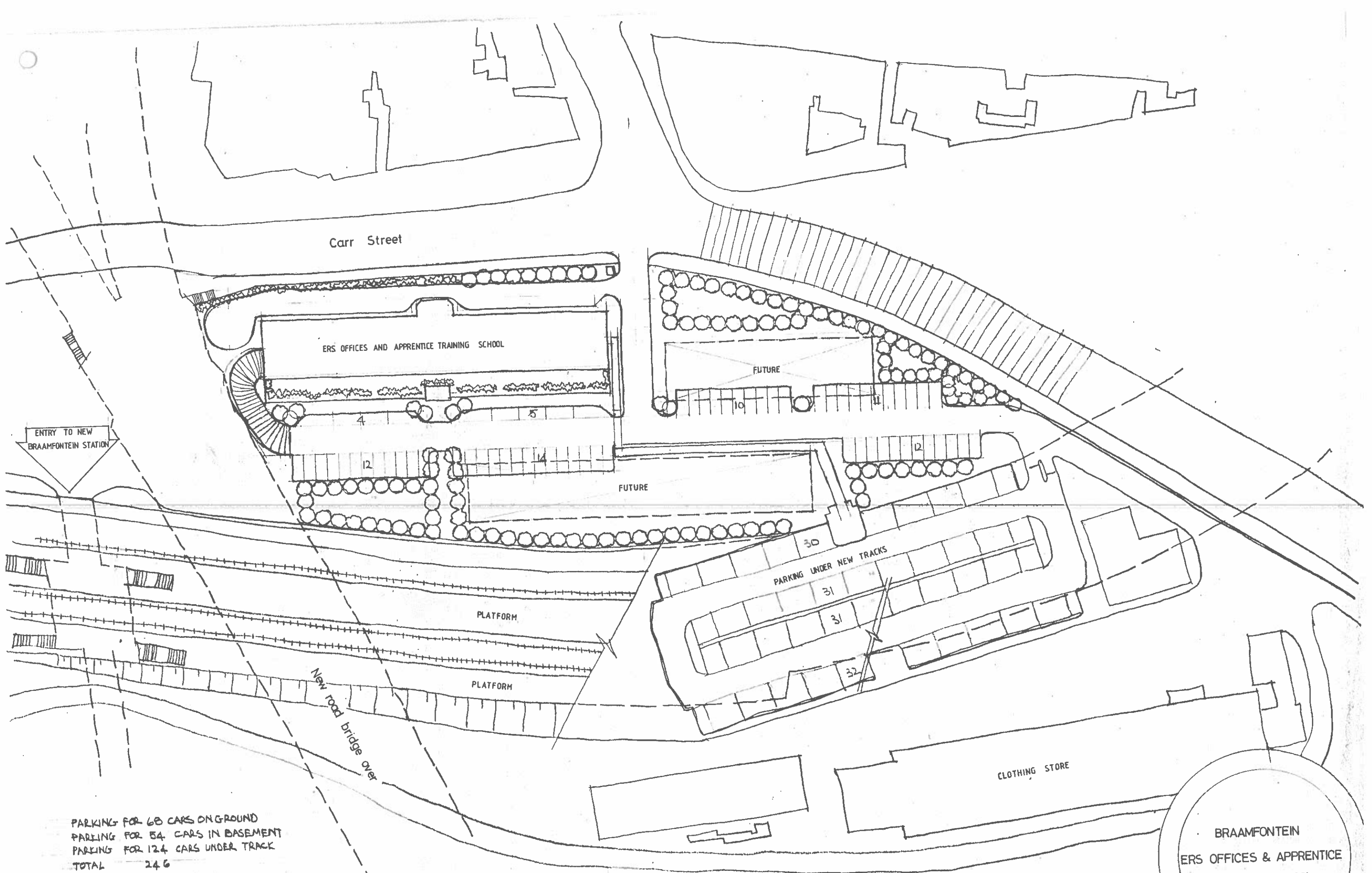
• ALL DIMENSIONS MUST BE CHECKED BEFORE COMMENCING ANY WORK.

• COMMERCIALY AVAILABE ARTICLES OF APPROXIMATELY EQUIVALENT IMPERIAL SIZES WILL BE ACCEPTABLE BUT IT WILL BE THE CONTRACTOR'S RESPONSIBILITY TO ENSURE THAT ALL RELATED ITEMS WILL FIT PROPERLY

| NO | NO | DATUM | DATE | S | WYSIGINGE | AMENDMENTS |
|----|----|-------|------|---|-----------|------------|
| 1 | | | | | | |

| | | | |
|---|-----------|--|----------|
| HOOFARCHIEF CHIEF ARCHITECT DATUM | | SIVILE HOOFINGENIEUR CHIEF CIVIL ENGINEER DATE | |
| ARGIEK | b. brink | ARCHITECT | |
| OSTEREN DRAWN | b. brink | ARG. VERW. ARCH. REP. | 3325 |
| DEKALIEER TRACED | | SM. VERW. C.C.E. REP. | W 63/9/1 |
| NAGESIEN CHECKED | <i>mb</i> | SKAAL SCALE | 1:200 |

| | | | |
|-------------------------------|--|------------------------------------|--------|
| KEETMANSHOOP | | SAS | SAR |
| PROPOSED HOSTEL FOR 50 WHITES | | VOORGESTELBE TEHUIS VIR 50 BLANKES | |
| PLAN ELEVATIONS & SECTION | | PLAN AANSIGTE & SNT | |
| | | sketch | sketch |
| | | 3325 | B |
| | | VEL SHEET | |
| | | WYSIGINGE AMENDMENTS | |



Carr Street

ERS OFFICES AND APPRENTICE TRAINING SCHOOL

FUTURE

FUTURE

PARKING UNDER NEW TRACKS

PLATFORM

PLATFORM

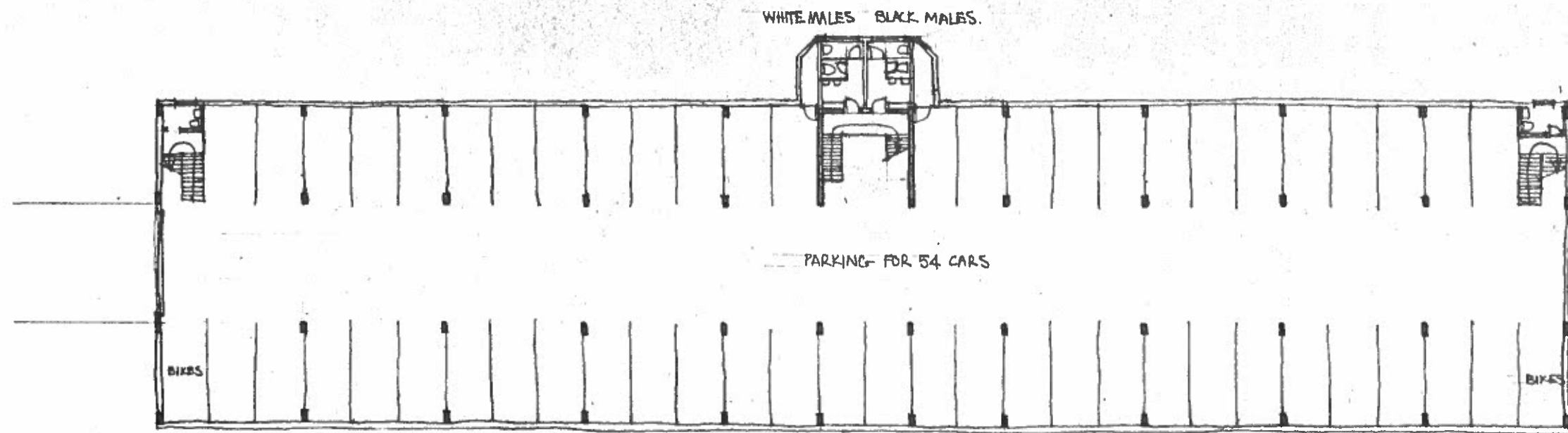
New road bridge over

CLOTHING STORE

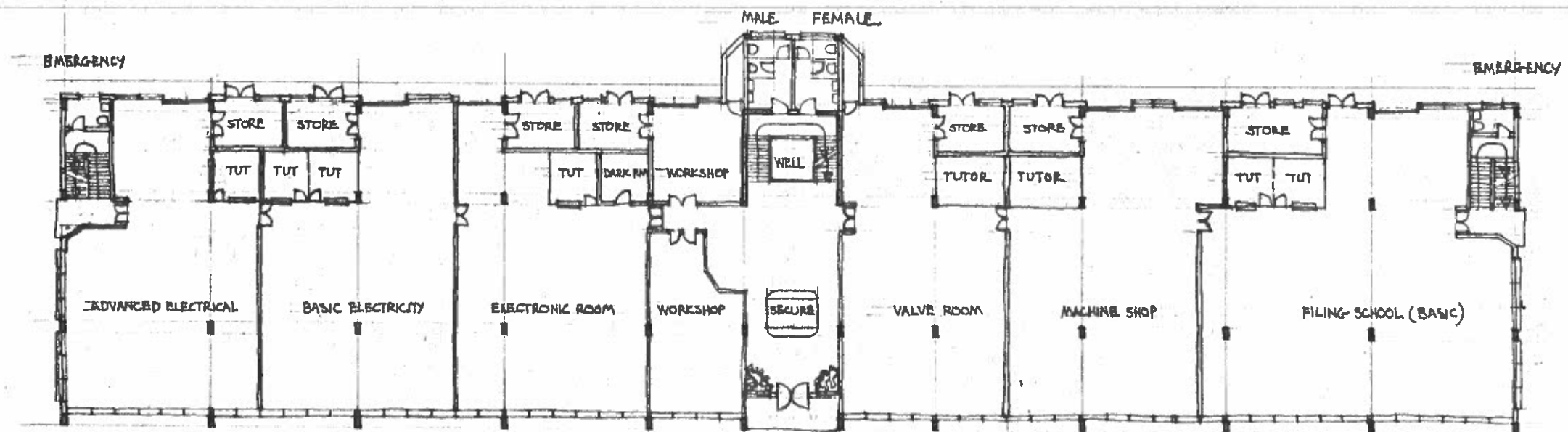
ENTRY TO NEW
BRAAMFONTEIN STATION

PARKING FOR 68 CARS ON-GROUND
 PARKING FOR 54 CARS IN BASEMENT
 PARKING FOR 124 CARS UNDER TRACK
 TOTAL 246

BRAAMFONTEIN
 ERS OFFICES & APPRENTICE
 TRAINING SCHOOL
 SITE LAYOUT

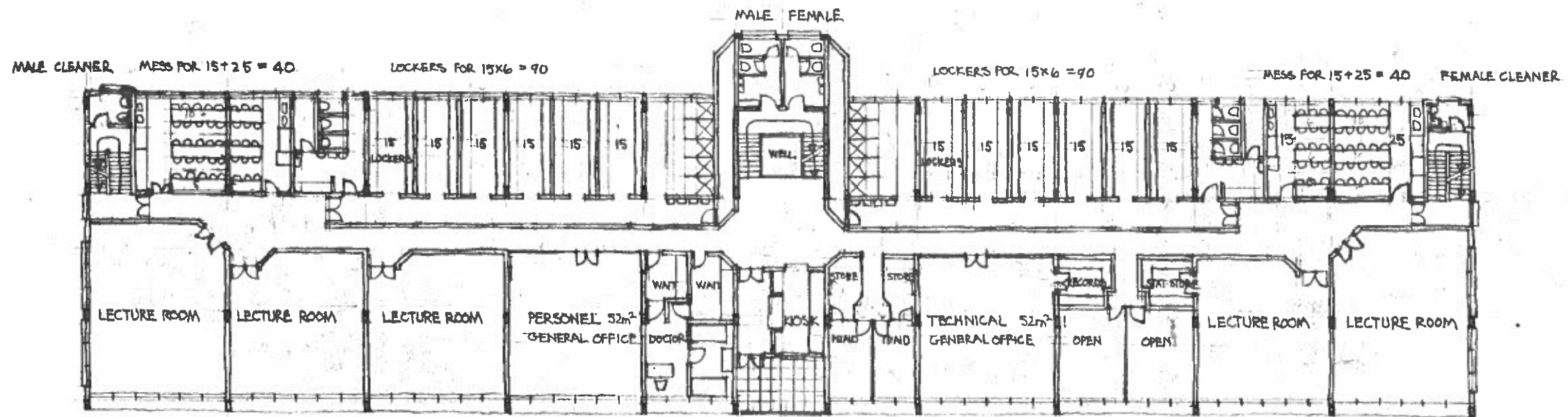


BASEMENT 1 800m² 1 / 200

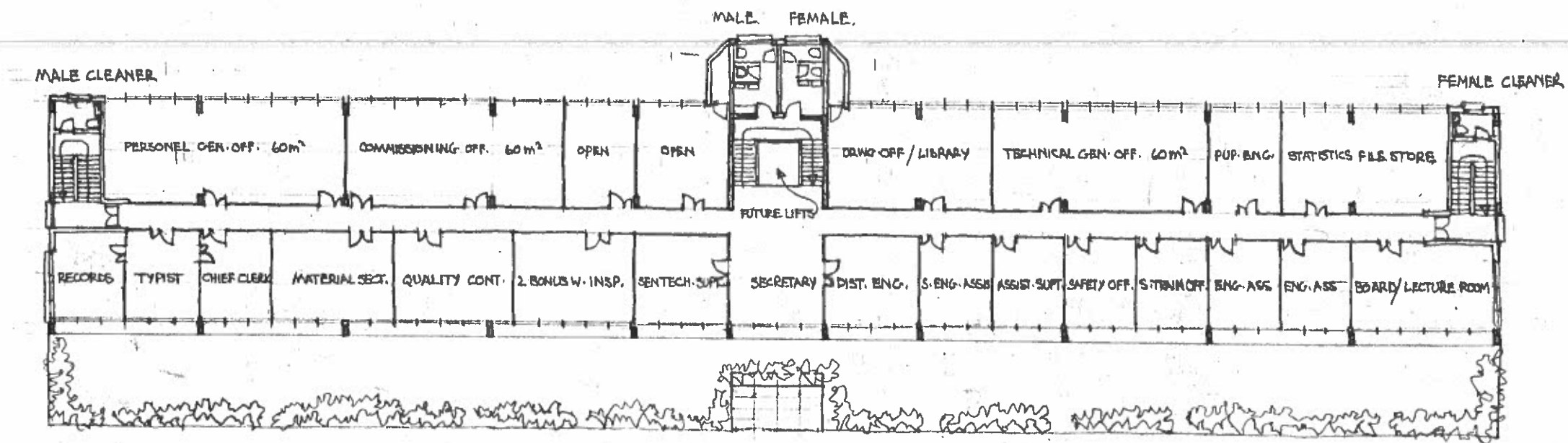


GROUND FLOOR 1 300m² 1 / 200

BRAAMFONTEIN
 ERS OFFICES AND APPREN-
 TICE TRAINING SCHOOL
 BASEMENT & GROUND FLOOR

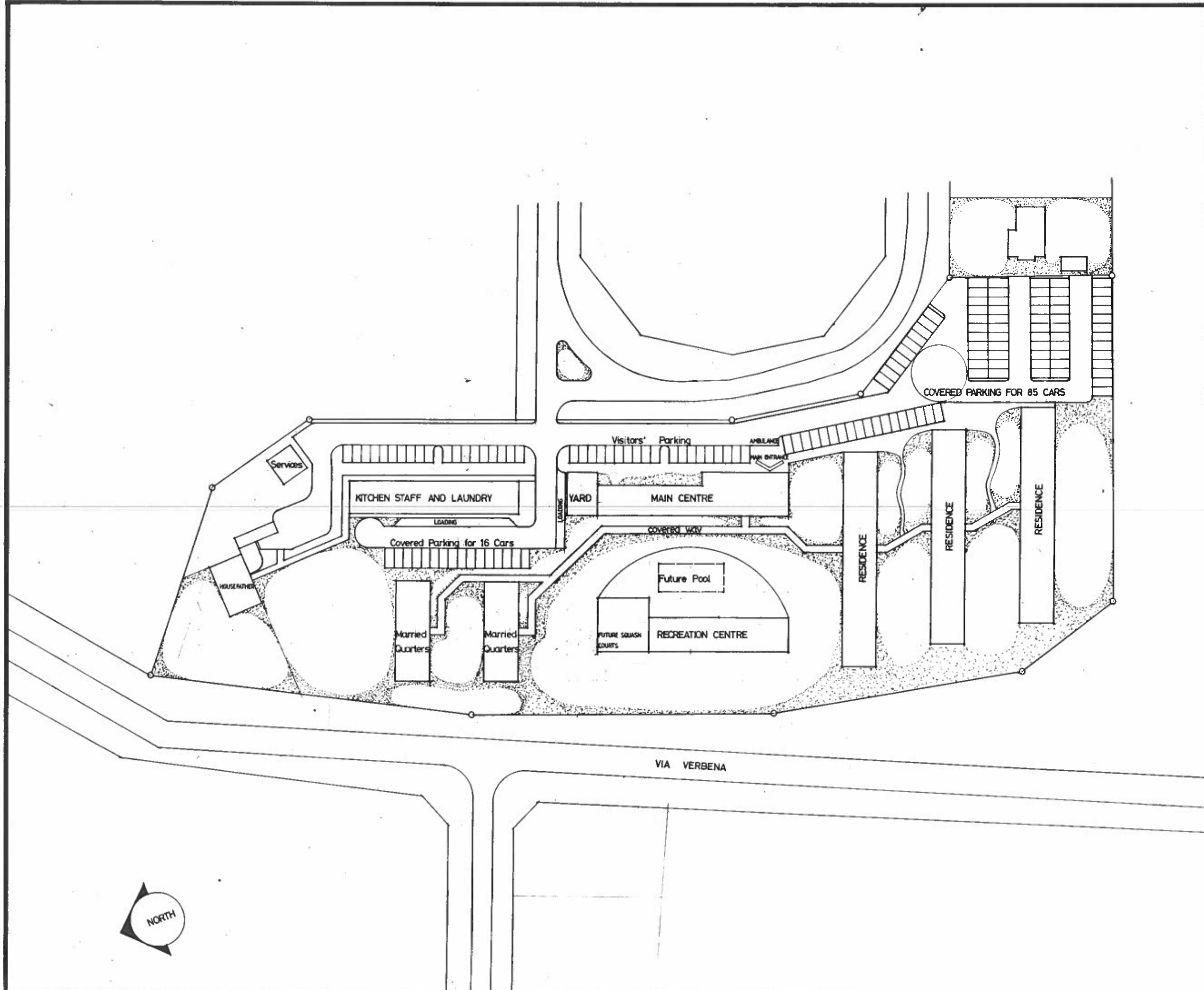


FIRST FLOOR 1 / 200
 PODIUM FUTURE OFFICE TOWER 1300m²



SECOND FLOOR 1 / 200
 FIRST LEVEL FUTURE OFFICE TOWER 960m²






OPMERKINGS NOTES

ALGEMEEN GENERAL
 1. WEREVER TRADE NAMES ARE SPECIFIED, THE PHRASE "OR OTHER APPROVED" IS IMPLIED.
 2. BESTYPERE AFMETINGS MOET VOORREUR DEWET DO GESKAALDE AFMETINGS.
 3. ALL TRADE PRODUCTS OR MATERIALS SPECIFIED MAY ONLY BE SUBSTITUTED WITH THE APPROVAL OF THE CHIEF CIVIL ENGINEER OR HIS DEPUTY.
 4. ALLE AFMETINGS MOET NADEGAAN WORD VOORDAT MET ENDE WERK BEGIN WORD.

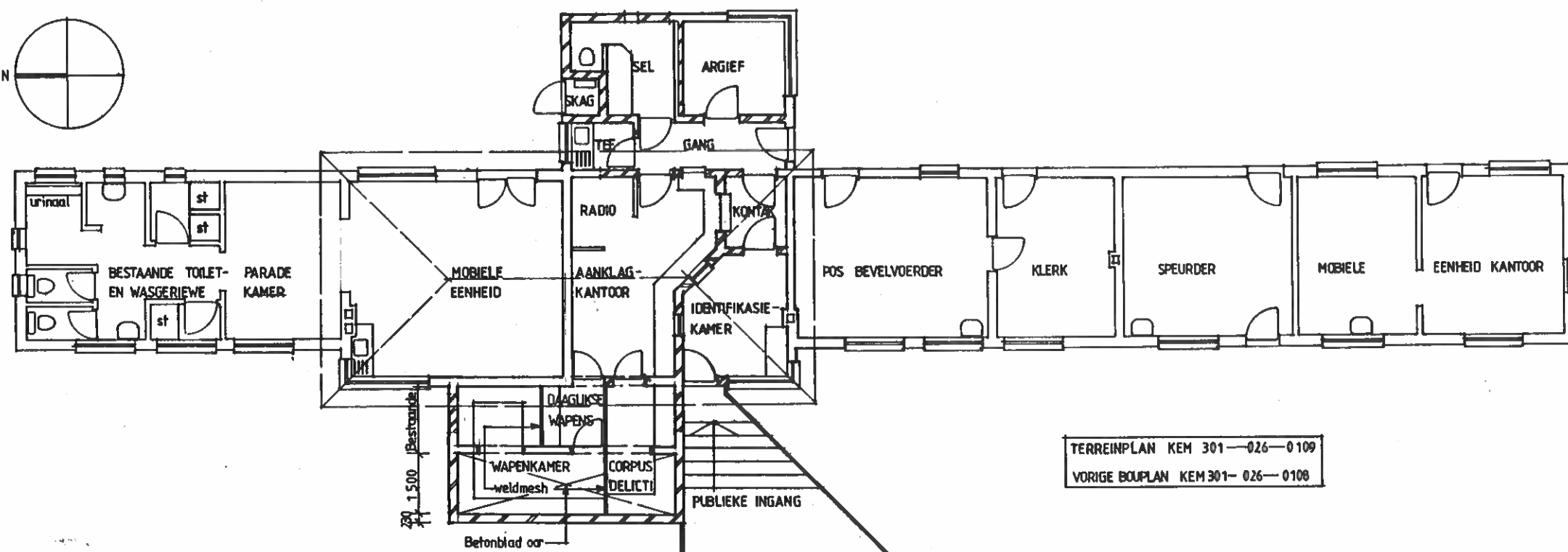
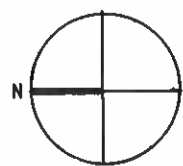
| NO | DATE | WYSIGINGS | AMENDMENTS | PART |
|----|------|-----------|------------|------|
| | | | | |

| | | | |
|---------------------|-------------|-------------|------------|
| GETEKEN DRAWN | B.B. | HA CA | DDO DUS |
| MAKESKEM CHECKED | ARG ARCH | Basil Brink | SHI CCE |

RICHARD'S BAY

 STAFF RESIDENCE

SITE LAYOUT

| | | | | | |
|----------------------|--|----|------------|---|----------------|
| SHI VERW CCE REV | | No | VEL SHT | 1 | WYSIG AMEND |
| ARG VERW ARCH REV | | | | | |




TERREINPLAN KEM 301-026-0109
 VORIGE BOUPLAN KEM 301-026-0108

KAALFONTEIN


Verbeterings aan Polisiepos
 Improvements to Police Post

| ALGEMEEN | GENERAL | No | DATE | WYSIGINGS | AMENDMENTS | PAR INT |
|--|---------|----|------|-----------|------------|---------|
| 1. WHEREVER TRADE NAMES ARE SPECIFIED, THE PHRASE "OR OTHER APPROVED" IS IMPLIED. 2. BESYPERDE AFMETINGS MOET VOORKEUR DENIET DO GESKAALDE AFMETINGS. 3. ALL-TRADE PRODUCTS OR MATERIALS SPECIFIED MAY ONLY BE SUBSTITUTED WITH THE APPROVAL OF THE CHIEF CIVIL ENGINEER OR HIS DEPUTY. 4. ALLE AFMETINGS MOET NAGEGAAN WORD VOORDAT MET ENIGE WERK BEGIN WORD. | | | | | | |

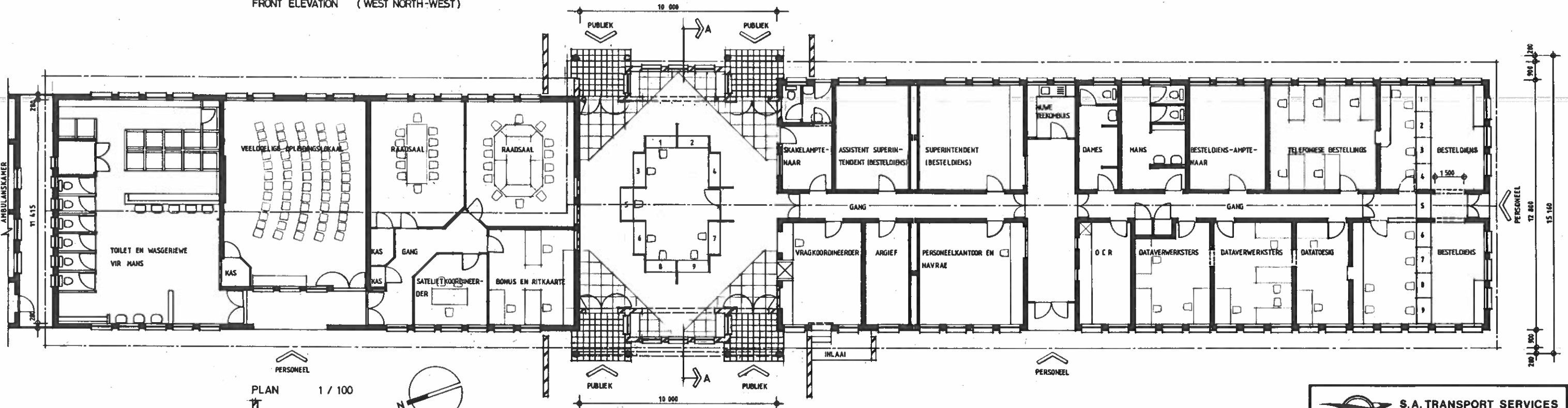
| Voorgestelde Uitleg | | | | | | Proposed Layout | | | | |
|---------------------|------|----------|----------|---------------|-------------|--------------------------|----------|----|---------|-------------|
| GETEKEN DRAWN | B.B. | HA CA | | DD DBS | P.D. BASSET | S.H.L. VERW. C.C.E. REF. | W81 / 14 | No | KONSEP | |
| NAGESIEN CHECKED | | ARG ARCH | B. BRINK | S.H.L. C.C.E. | M. MYBURGH | ARG. VERW. ARCH. REF. | | | VEL SHT | WYSIG AMEND |



AGTERAANSIG (OOS-SUIDOOS) 1 / 100
 BACK ELEVATION (EAST-SOUTH-EAST)



VOORAANSIG (WES-NOORDWES) 1 / 100
 FRONT ELEVATION (WEST NORTH-WEST)



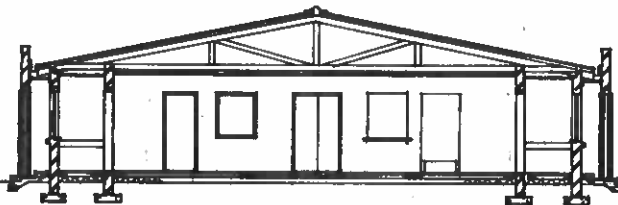
PLAN 1 / 100

MUNE MURE

BESTAANDE GEBOUE: BESTELDIENSGEBOU TEK NR 101-0-54
 WASGERIEWE TEK NR 101-P-3016

TERREINPLAN CTNW 441-C-23 VEL 1

SNIT A-A
 SECTION A-A



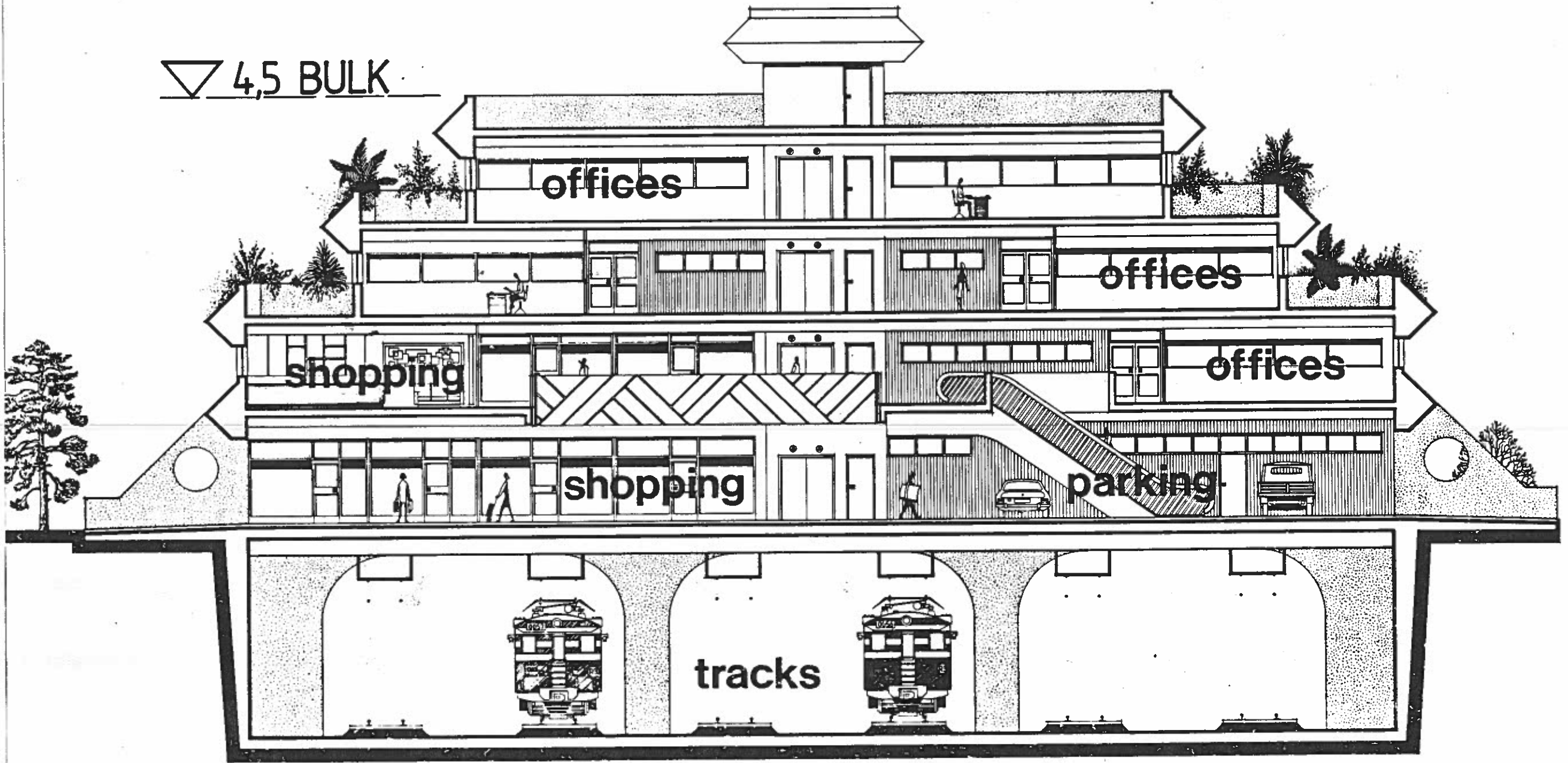
 S.A. TRANSPORT SERVICES
 S.A. VERVOERDIENSTE

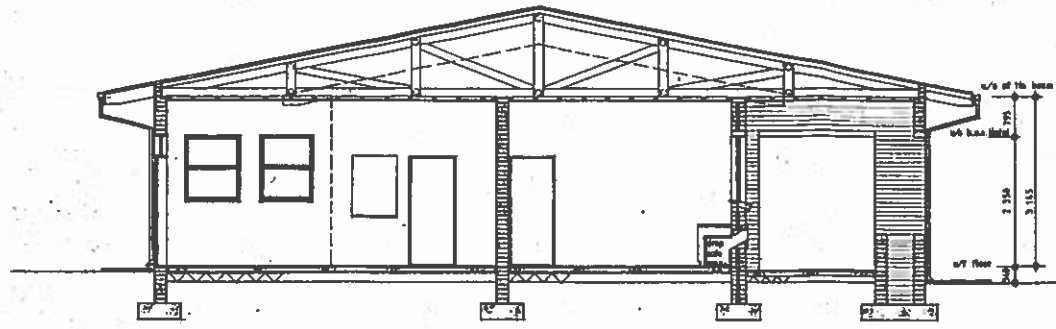
BELLVILLE
 Autosort

| ALGEMEEN | GENERAL | NO | DATE | WYSIGINGS | AMENDMENTS | BY |
|---|---------|----|------|-----------|------------|----|
| 1. WENNEN TRADE NAMES ARE SPECIFIED, THE PHRASE "OR OTHER APPROVED" IS IMPLIED. 2. BESYWERE APMETINGS MOET VOORKEUR GEMET DO BESKAALDE APMETINGS. 3. ALL TRADE PRODUCTS OR MATERIALS SPECIFIED MAY ONLY BE SUBSTITUTED WITH THE APPROVAL OF THE CHIEF CIVIL ENGINEER OR HIS DEPUTY. 4. ALLE APMETINGS MOET NAGELAAN WORD VOORAF MET BINNE WERK BOORH WORD. | | | | | | |

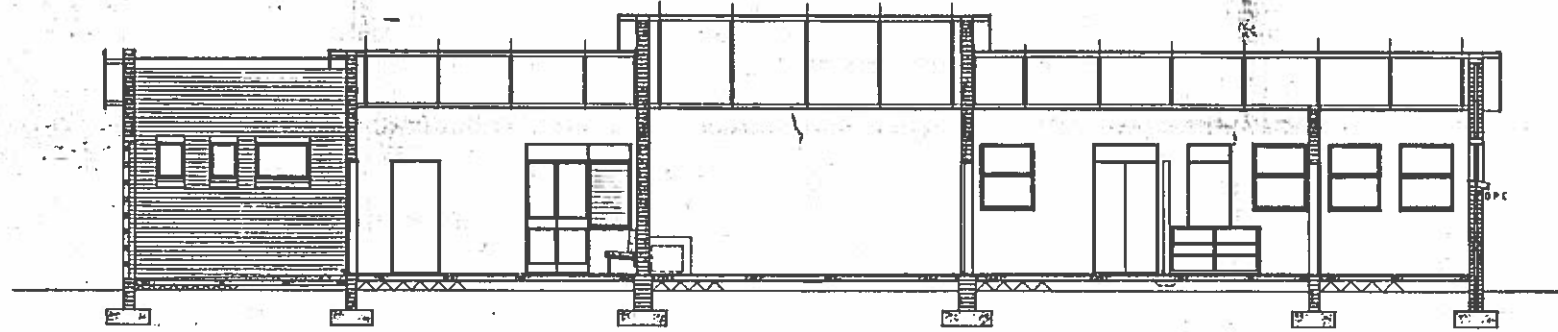
| KLIENTE- EN BESTELDIENSSENTRUM | | CLIENT AND CARTAGE CENTRE | |
|--------------------------------|-------------|---------------------------|------------|
| VOORGESTELDE UITLEG | | PROPOSED LAYOUT | |
| PLAN EN AANSIGTE | | PLAN AND ELEVATIONS | |
| GETYKEN DRAWN | Brink | HA CA | P. BASSET |
| MADESEN CHECKED | ARG ARCH | BASIL BRINK | M. MYBURGH |
| DRG GDS | SHI C.E. | W4/11/140/24 | 4240 |
| SHI C.E. | ARG ARCH | 4240 | 4240 |
| No | | Sketch | |
| VEL SHT | | 1 | |
| WYSG AMEND | | | |

▽ 4,5 BULK

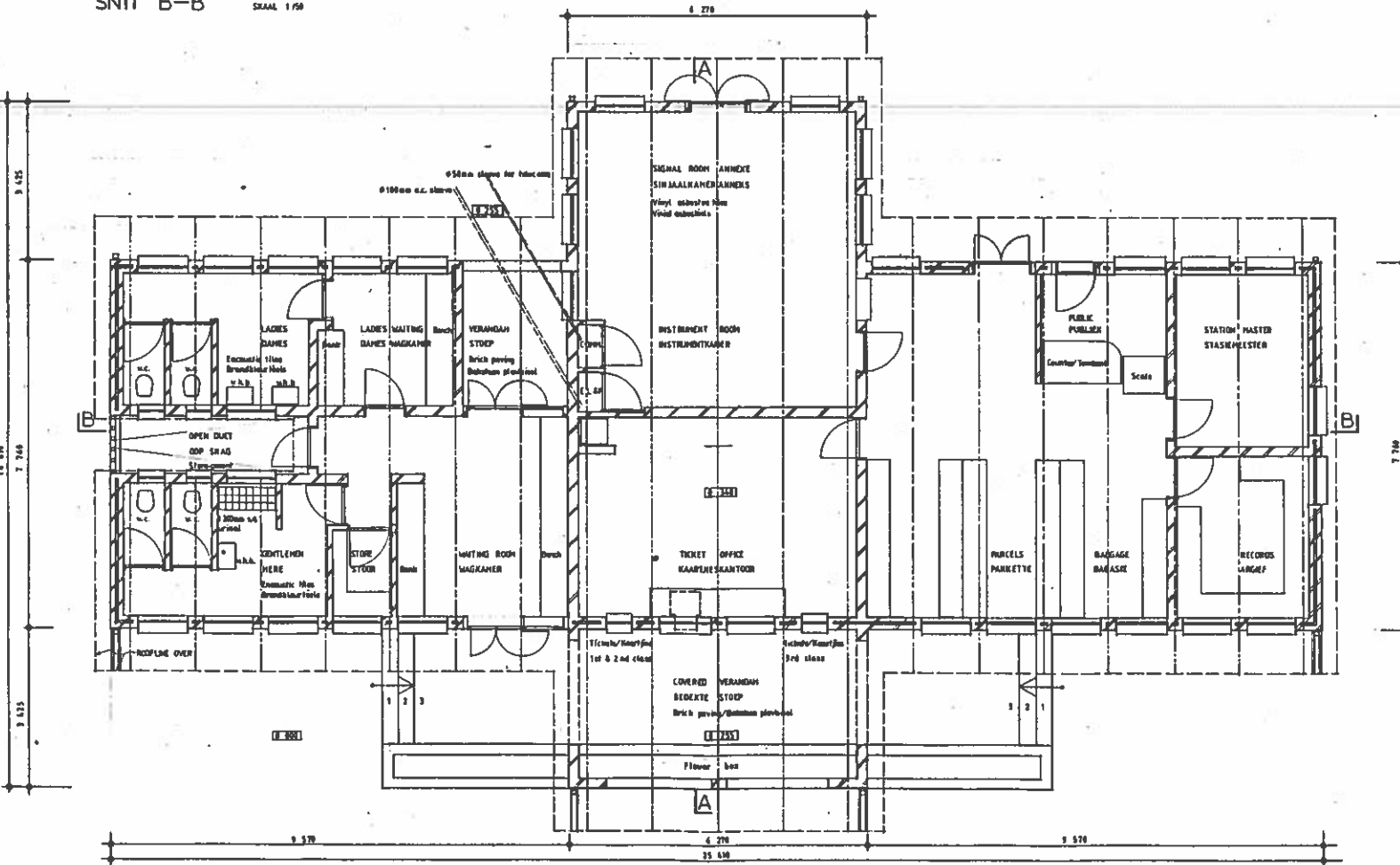




SECTION A-A SCALE 1/50
SNIT A-A SKAAL 1/50



SECTION B-B SCALE 1/50
SNIT B-B SKAAL 1/50



PLAN SCALE 1/50 SKAAL

TRUSS CENTRES = 3.300 mm = DARKER HARTLYNE



SIDE ELEVATION
SYAANSIG



PLATFORM ELEVATION
PERRONAANSIG



SIDE ELEVATION
SYAANSIG



REAR ELEVATION
AGTERAANSIG

ELEVATION SCALE 1/100
AANSIGTE SKAAL 1/100

OPMERKINGE NOTES
 * ALLE WINDERS TE WESSEL 1940...
 * ALLE WINDERS TE WESSEL 1940...
 * ALLE WINDERS TE WESSEL 1940...

OPMERKINGE NOTES
 * WINDERS ALLE WINDERS...
 * WINDERS ALLE WINDERS...
 * WINDERS ALLE WINDERS...

WYSIGINGE AMENDMENTS

WYSIGINGE AMENDMENTS

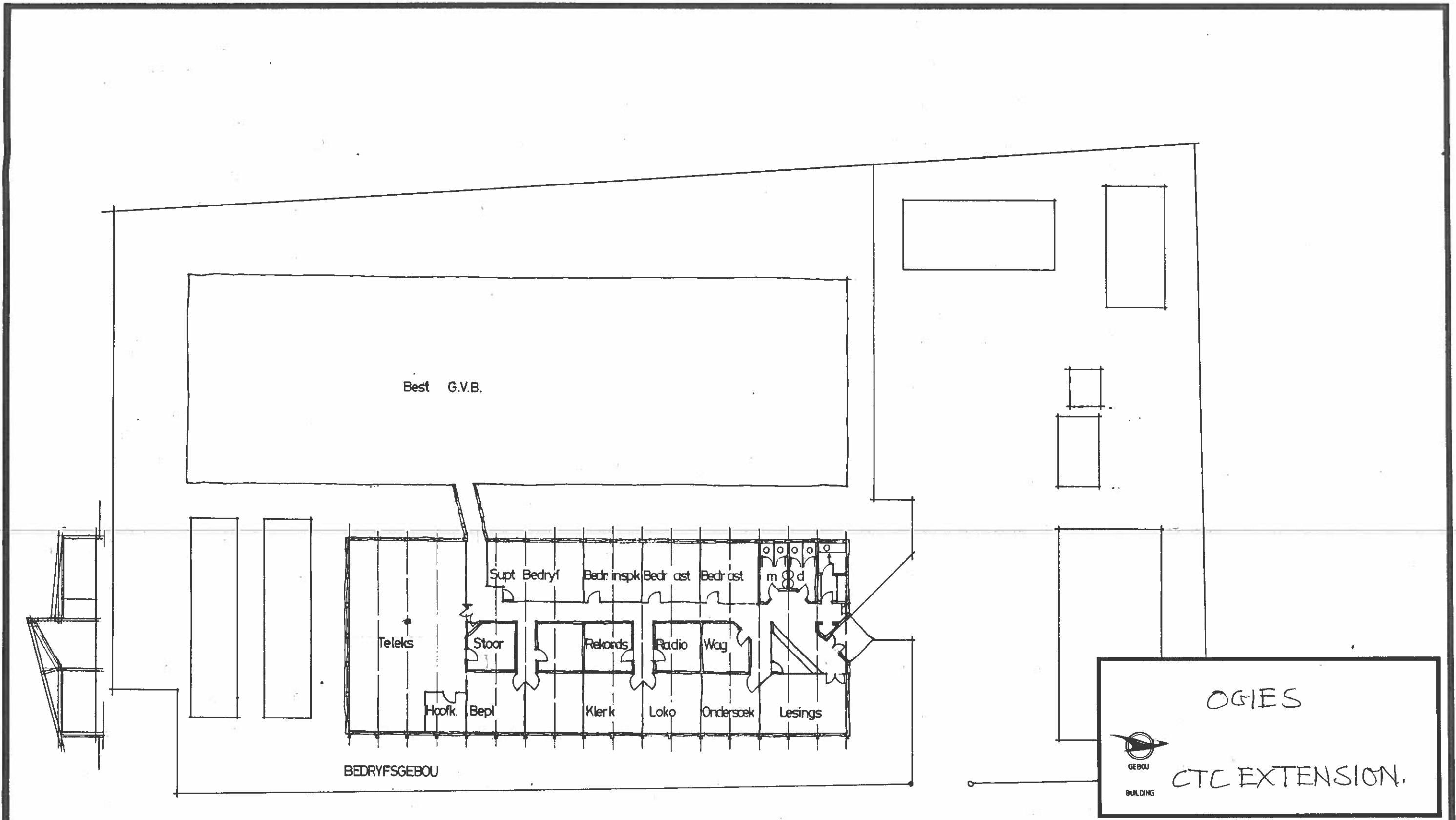
WYSIGINGE AMENDMENTS

WYSIGINGE AMENDMENTS

| | |
|-------------------------------|--------------------------------|
| R. D. HILL | |
| PROPOSED NEW STATION BUILDING | VOORGESTELDE NUWE STASIE GEBOU |
| PLAN, SECTIONS AND ELEVATIONS | PLAN, SNITTE EN AANSIGTE |

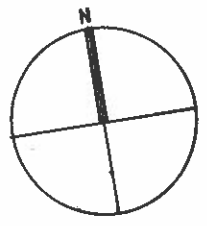
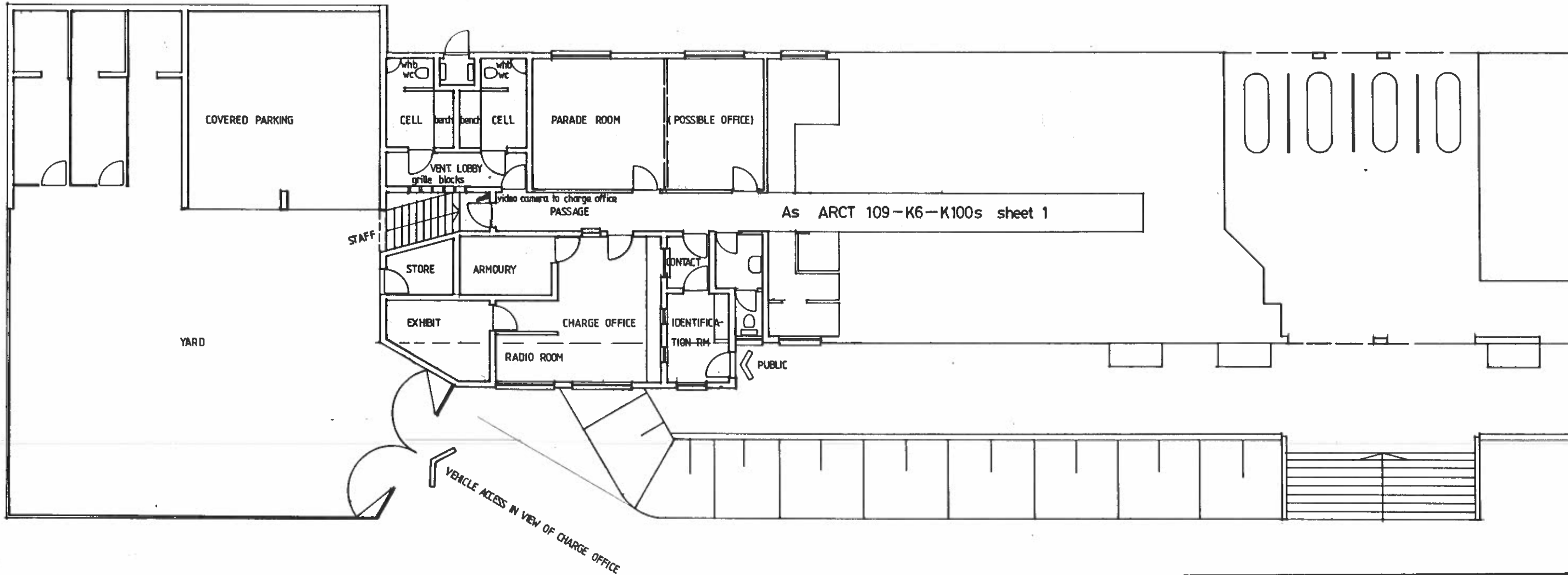
| | |
|--------------------------------|--|
| AFRIKASKOP | |
| PROPOSED NEW STATION BUILDING | |
| VOORGESTELDE NUWE STASIE GEBOU | |
| PLAN, SECTIONS AND ELEVATIONS | |
| PLAN, SNITTE EN AANSIGTE | |

SAS SAR
 SHEETS 3708
 SKETCH
 1/1



| ALGEMEEN | GENERAL | N ^o | DAY/DATE | WYSIGINGS | AMENDMENTS | PAR INT |
|--|---------|----------------|----------|-----------|------------|---------|
| 1. WHEREVER TRADE NAMES ARE SPECIFIED, THE PHRASE "OR OTHER APPROVED" IS IMPLIED. 2. BESYPERDE AFMETINGS MOET VOORKEUR GENIET DO GESKAALDE AFMETINGS. 3. ALL TRADE PRODUCTS OR MATERIALS SPECIFIED MAY ONLY BE SUBSTITUTED WITH THE APPROVAL OF THE CHIEF CIVIL ENGINEER OR HIS DEPUTY. 4. ALLE AFMETINGS MOET NABEGAAN WORD VOORDAT MET ENIGE WERK BEGIN WORD. | | | | | | |

| | | | | | | |
|---------------------|-------------|------------------|-----------------------------|----------------|------------|----------------|
| GETEKEN DRAWN | HA CA | DBD DBS | S.N.L. VERW. C.C.E. REF. | N ^o | VEL SHT | WYSIG AMEND |
| NAGESIEN CHECKED | ARG ARCH | S.H.L. C.C.E. | ARG. VERW. ARCH. REF. | | | |



REFER ARCT 109-K6-K100 s

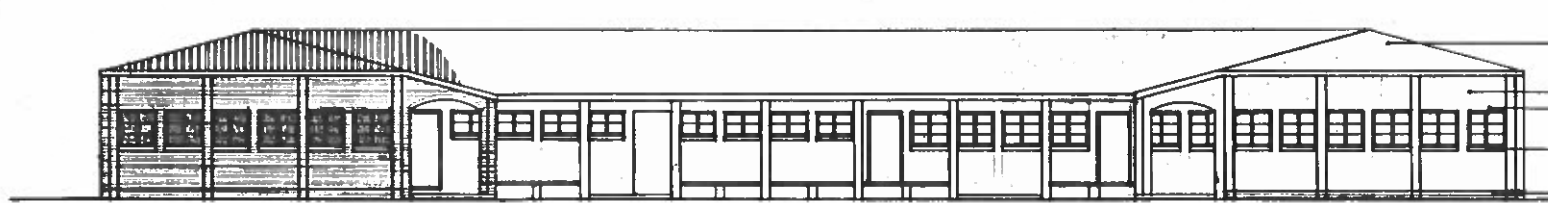
BONTHEUWEL

Accommodation for SAR Police
at Station — Suggested Layout

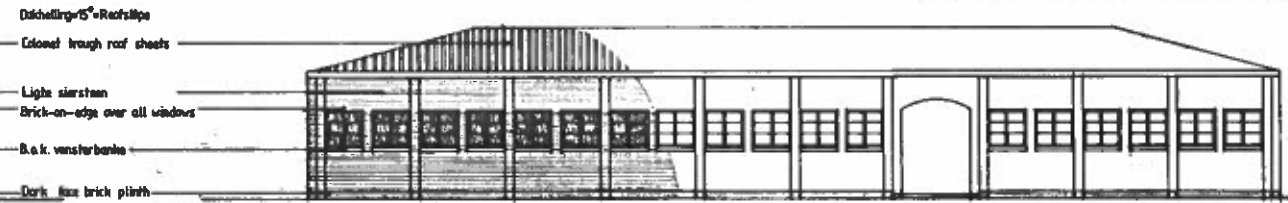
| | | | | | | | | | |
|--|-----------------------|------------------|--------------------|-------------------------|--------------------------|-----------------------|--|--|---|
| <p>ALGEMEEN</p> <p>1. WHEREVER TRADE NAMES ARE SPECIFIED, THE PHRASE "OR OTHER APPROVED" IS IMPLIED. 2. BESYPERDE AFMETINGS MOET VOORKEUR GENIET DO GESKAALDE AFMETINGS. 3. ALL TRADE PRODUCTS OR MATERIALS SPECIFIED MAY ONLY BE SUBSTITUTED WITH THE APPROVAL OF THE CHIEF CIVIL ENGINEER OR HIS DEPUTY. 4. ALLE AFMETINGS MOET NADEGAAN WORD VOORDAT MET ENIGE WERK BEGIN WORD.</p> | <p>GENERAL</p> | <p>Nº</p> | <p>DATE</p> | <p>WYSIGINGS</p> | <p>AMENDMENTS</p> | <p>PAR INT</p> | <p>GETEKEN DRAWN Brink</p> <p>HA CA</p> <p>DBD DBS P. D. BASSET</p> <p>S.H.L VERW. C.C.E. REF W81 / 14</p> <p>NAËSIEEN CHECKED</p> <p>ARG ARCH B. BRINK</p> <p>S.H.L C.C.E. M. F. MYBURGH</p> <p>ARG. VERW. ARCH. REF.</p> | <p style="font-size: 2em; font-weight: bold;">Nº</p> | <p>CONCEPT</p> <p>VEL SHT</p> <p>WYSIG AMEND</p> |
|--|-----------------------|------------------|--------------------|-------------------------|--------------------------|-----------------------|--|--|---|

ALGEMEEN GENERAL

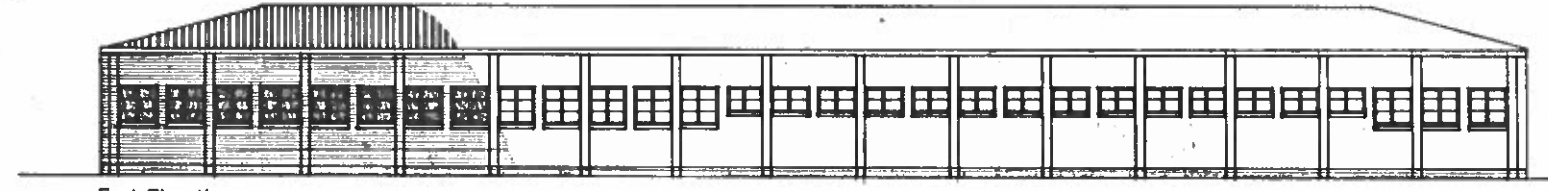
- 1. WERREWER TRADE NAMES ARE SPECIFIED, THE PHRASE "OR OTHER APPROVED" IS IMPLIED.
- 2. BESYFTINGS AFMETINGS MOET VOORKEUR GENET DO GEMAAKTE AFMETINGS.
- 3. ALL TRADE PRODUCTS OR MATERIALS SPECIFIED MAY ONLY BE SUBSTITUTED WITH THE APPROVAL OF THE CHIEF CIVIL ENGINEER OR HIS DEPUTY.
- 4. ALLE AFMETINGS MOET NAGEDAAN WORD VOORDAT MET ENKE WERK BEGIN WORD.



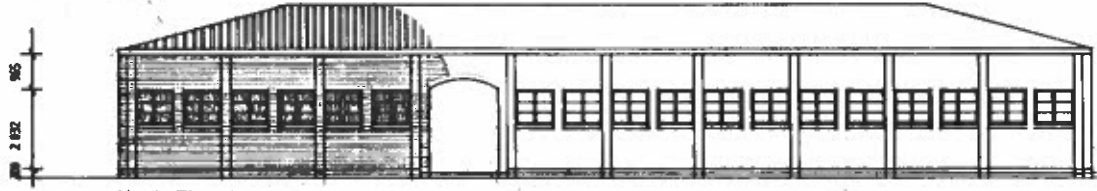
West Elevation
Wesaansig



South Elevation
Suidansig

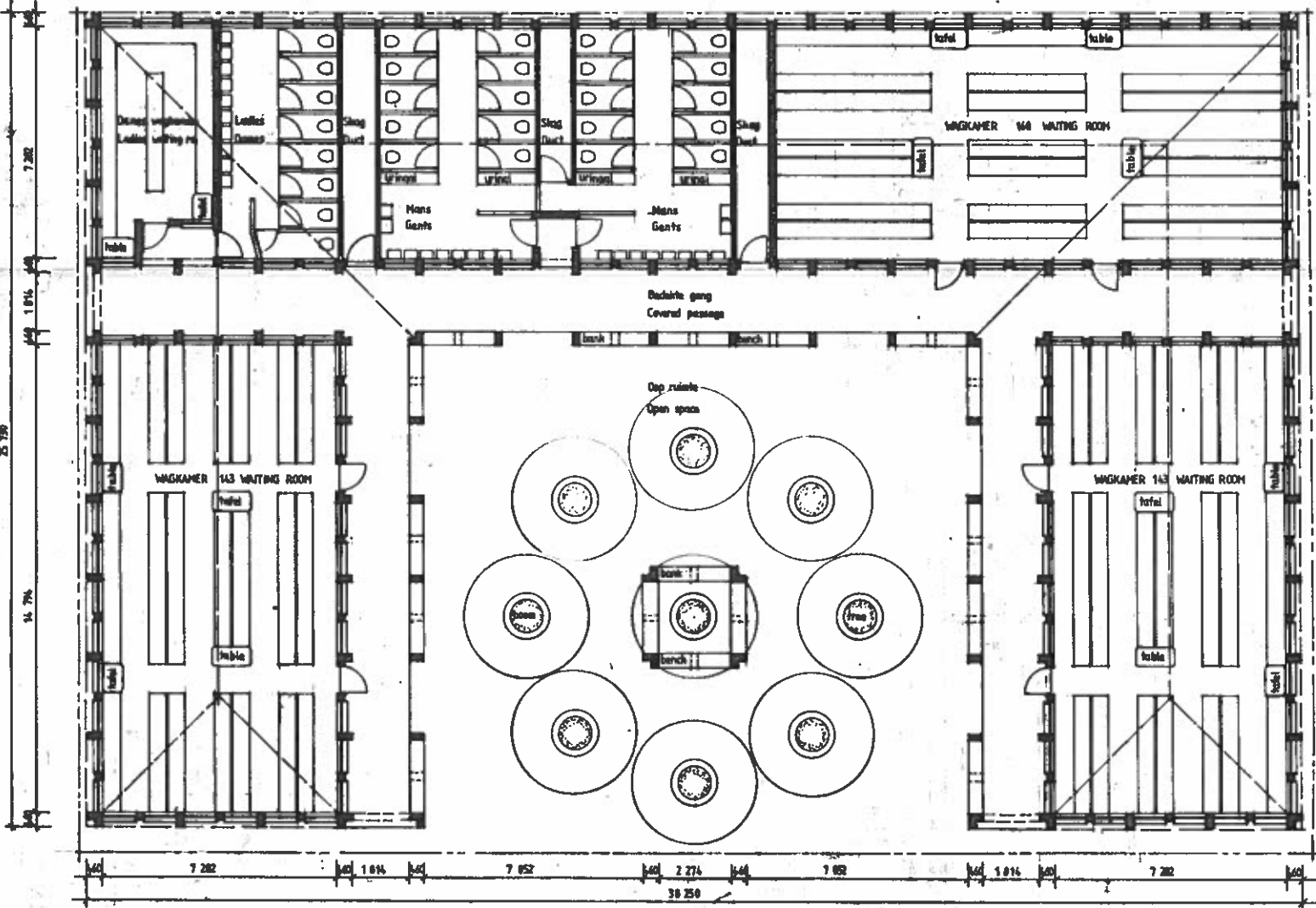


East Elevation
Oosaansig

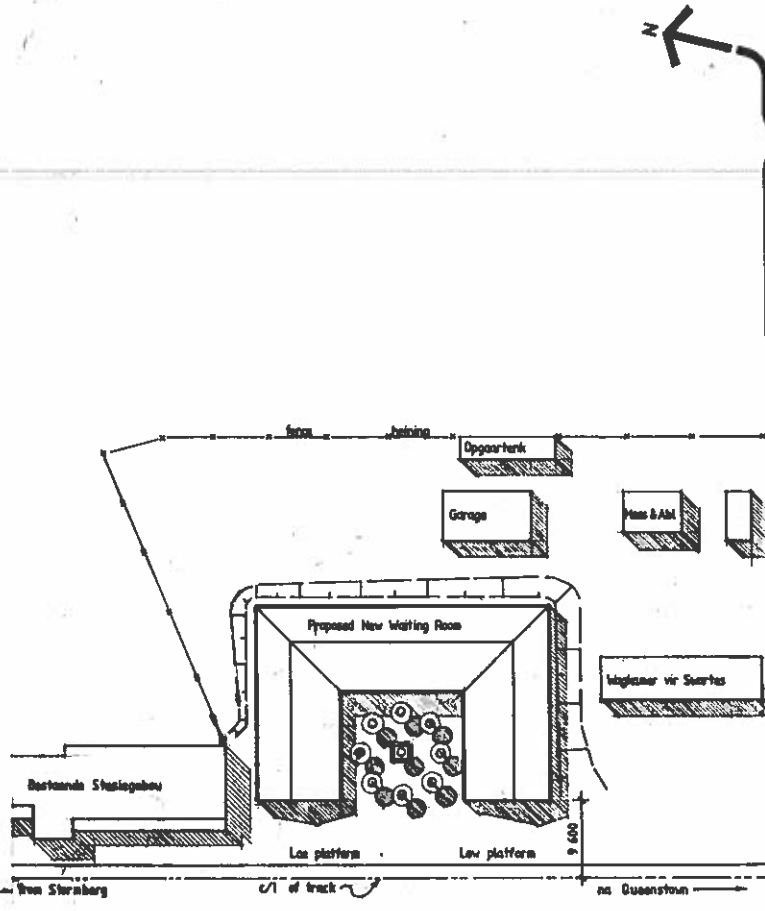


North Elevation
Noordansig

- Dakhellings-Roofslippe
- Colored rough roof sheets
- Light sinterstone
- Brick-on-edge over all windows
- B.o.k. vensterbanke
- Dark blue brick plinth



PLAN



SITE PLAN Scale 1 / 500
TERREINPLAN Skaal 1 / 500

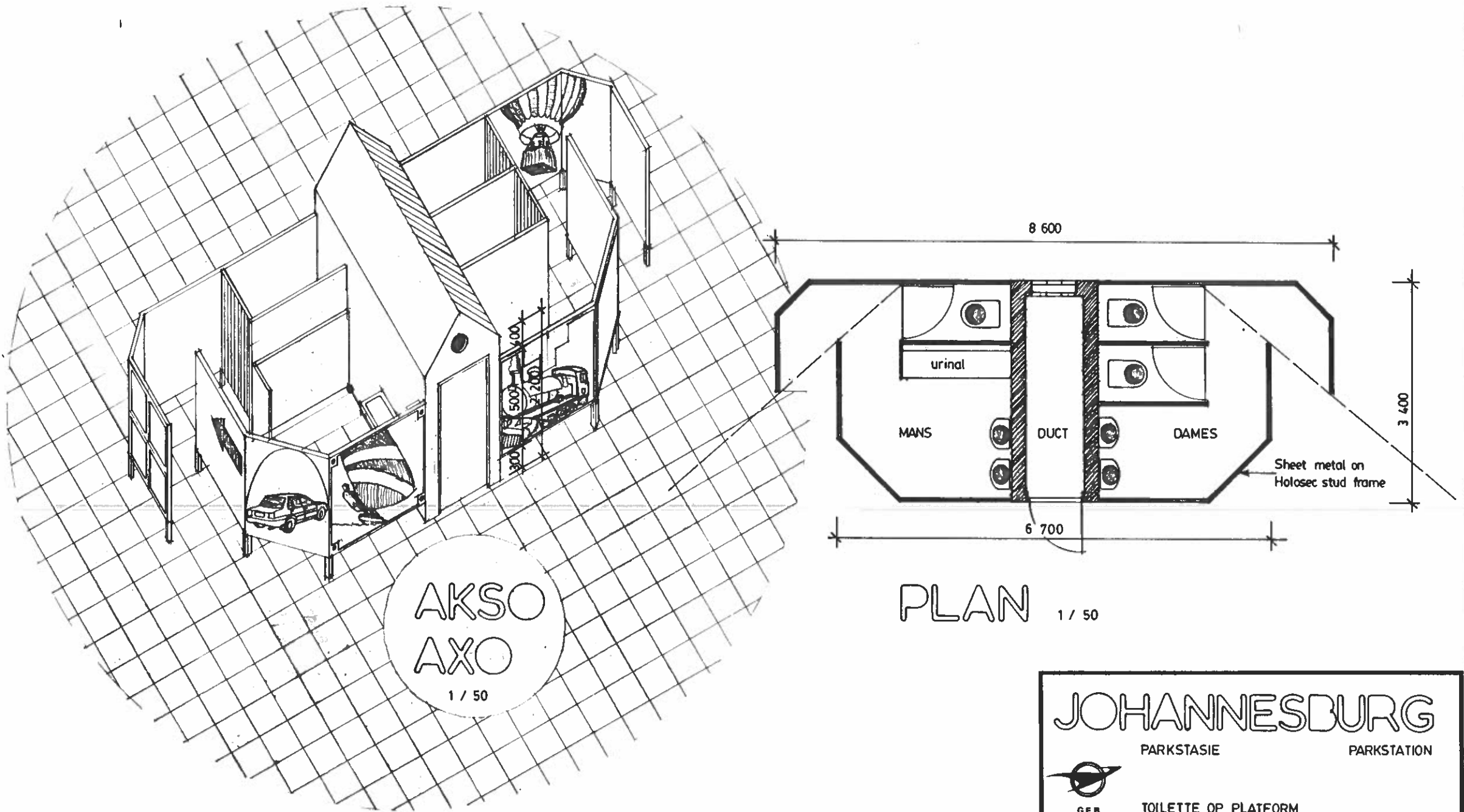
| WYSIGINGS | AMENDMENTS |
|------------|------------|
| NO. / DATE | NO. / DATE |
| | |
| | |
| | |
| | |

| | |
|-----------------|---------------------|
| HOOFARGITEK | R. D. HELL |
| CHIEF ARCHITECT | BY-VOORKEURDEUR |
| DATE | DATE |
| 9-9-10 | 81 / 09 / 00 |
| ARGITEK | DATE |
| B. N. BRINK | AUG. '01 |
| DRAWN | ARCH. REF. |
| DETSEEN | ANS. VERW. |
| BRINK | 3839 / C |
| NAGETREK | S.M. VERM. |
| TRACED | C.C.E. REF. |
| | W 101 / 4 / 343 / 2 |
| CHECKED | SCALE |
| NAGESKEM | 1 / 100 & 1 / 500 |

S.A.S. S.A.R. STERKSTROOM

WAGKAMERS VIR 450 NIE-BLANKES
BY STASIEGEBOU
WAITING ROOMS FOR 450 NON-WHITES
AT STATION BUILDING

| | | |
|------------|----|----------|
| WYSIGINGS | NO | Skets |
| AMENDMENTS | 1 | 3839 / C |
| | | Sketch |
| | | |



PLAN 1 / 50

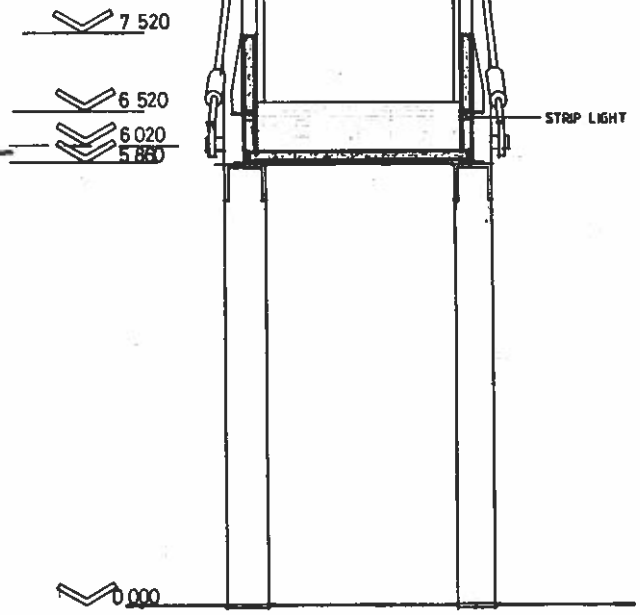
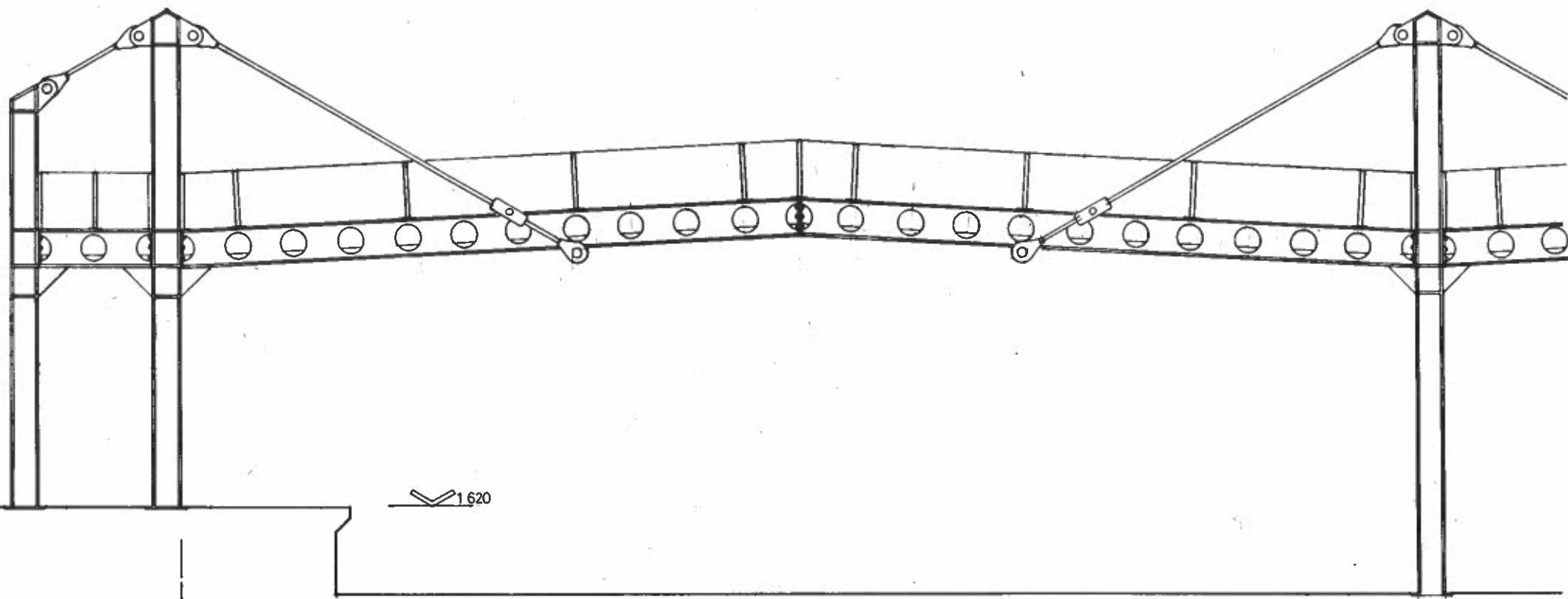
JOHANNESBURG

PARKSTASIE PARKSTATION

GEB. TOILETTE OP PLATFORM

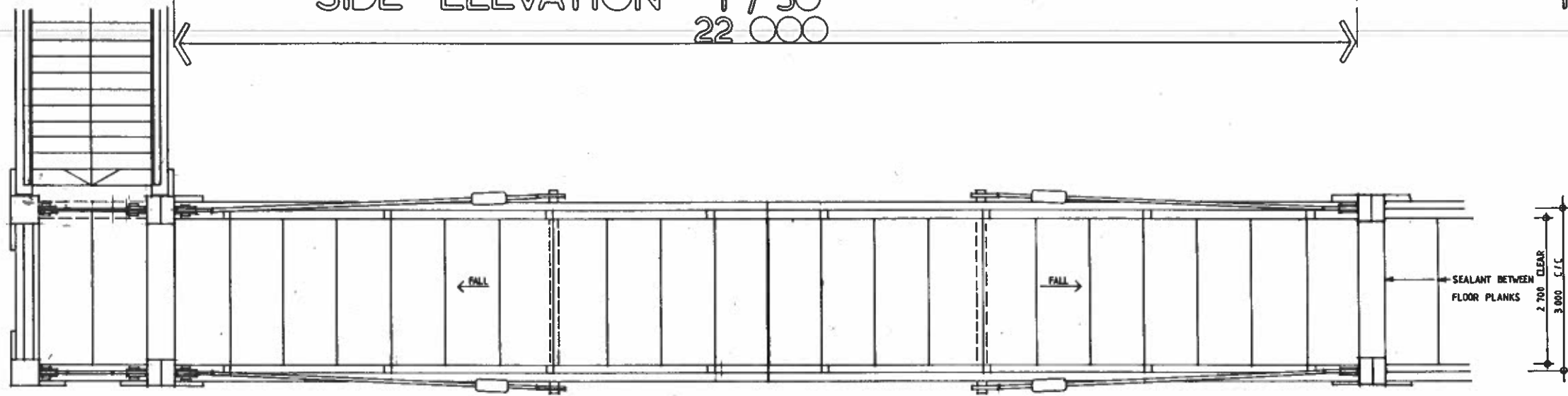
BLDG. PLATFORM TOILETS

| ALGEMEEN GENERAL | | WYSIGINGS AMENDMENTS | | | | | | | | | | | |
|---|---------------------------------|-------------------------|--|---------------------|---|-------------|----------------|-----------------------------------|---------------------------|-----------|-----------|-------------------|----------|
| 1. WHEREVER TRADE NAMES ARE SPECIFIED, THE PHRASE "OR OTHER APPROVED" IS IMPLIED. 2. WERKWERK AFMETINGS MOET VOORKEUR GENIET BO GESKAALDE AFMETINGS. 3. ALL TRADE PRODUCTS OR MATERIALS SPECIFIED MAY ONLY BE SUBSTITUTED WITH THE APPROVAL OF THE CHIEF CIVIL ENGINEER OR HIS DEPUTY. 4. ALLE AFMETINGS MOET NAGEGAAN WORD VOORDAT MET ENIGE WERK BEGIN WORD. | N ^o DATUM DATE | | | | | | | | | | | | |
| | | | | | PLAN EN AKSONOMETRIESE SKETS PLAN AND AXONOMETRIC SKETCH | | | | | | | | |
| | | | | GETEKEN DRAWN | B.B. | H A C A | DBD DBS | P. O. FORSYTH | S.HI VERW. C.C.E. REF. | W 104/7/1 | NO | KONSEP CONCEPT | 00430701 |
| | | | | NAGESIEN CHECKED | | ARG ARCH | S.HI C.C.E. | P. LOMBARD <small>oct.</small> | ARG. VERW ARCH REF. | 00430701 | | VEL SHT | 1 |



SIDE ELEVATION 1 / 50
22 000

1 / 50 CROSS SECTION



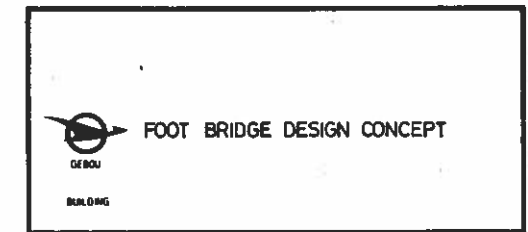
PLAN 1 / 50

STRUCTURAL CONCEPT

- CASTELLATED I-BEAMS DROPPED IN BETWEEN RSJ COLUMNS—COMPRESSION FIT—BOLTED CONNECTS
- SUSPENSION RODS TO INCREASE LIGHTNESS.
- LIGHTNESS, SIMPLICITY AND PRE-FABRICATION = EASE OF ERECTION AND DEMOUNTABILITY.

MATERIALS

- ALL EXPOSED STEEL TO BE 3CR12
- HANDRAIL PLANKS AND FLOOR PLANKS TO BE GRC (OR FIBREGLASS) AROUND STEEL CHANNELS.
- HANDRAIL PLANKS IN 'H' PROFILE GRC SUPPORTS FIXED TO TOP FLANGE OF I BEAMS.

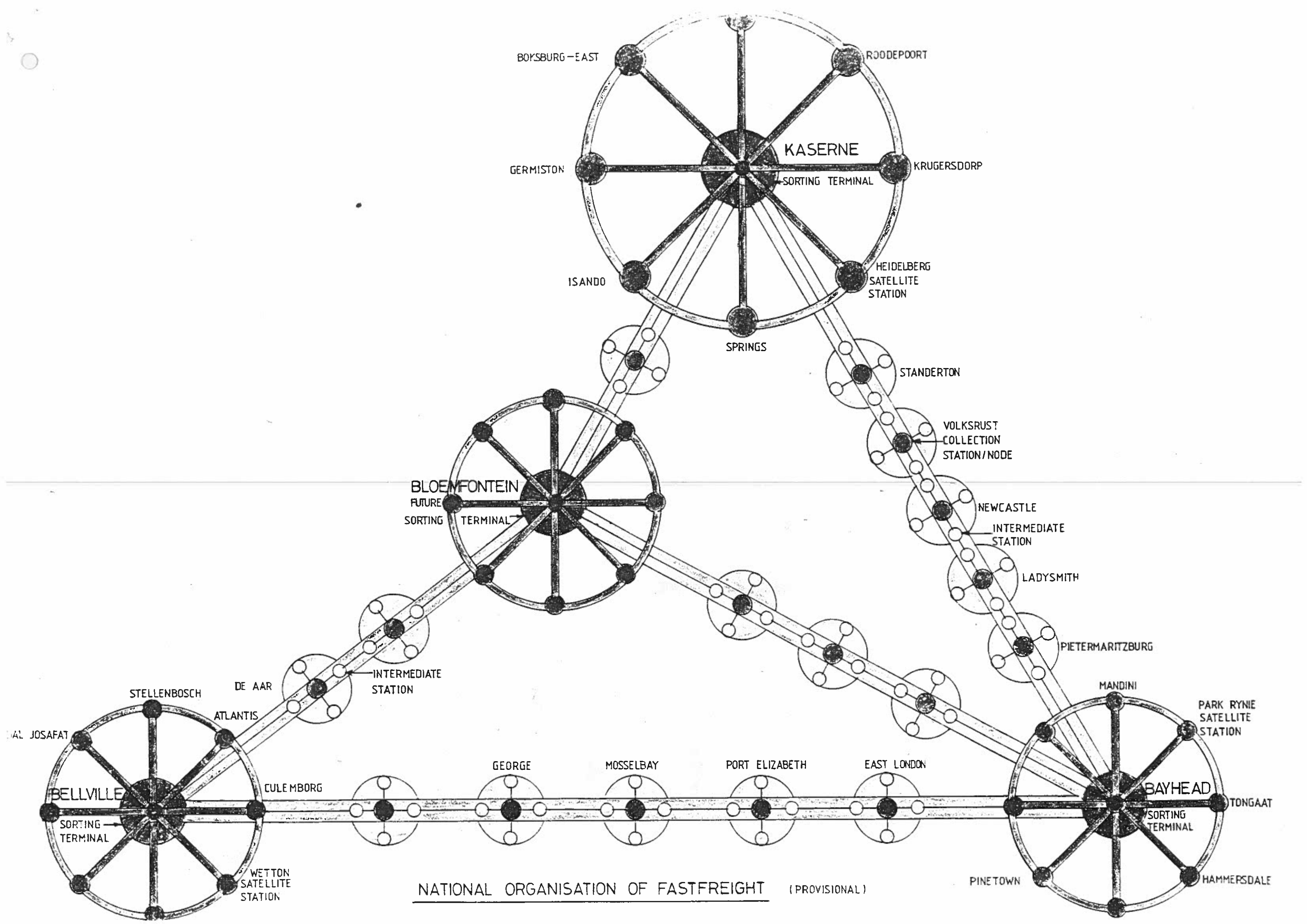


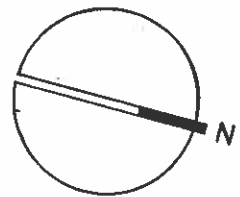
| OPMERKINGS | NOTES |
|------------|-------|
| | |

| ALGEMEEN | GENERAL | Nº | WYSIGINGS | AMENDMENTS |
|---|---------|----|-----------|------------|
| 1. WENN TRADE NAMES SPECIFIEERT, DIE PHRASE "OR OTHER APPROVED" IS TOEGEPAST. 2. BESPREKING APMETINGS MOET VOORAF VEREENDELT DOOR BESPREKING APMETINGS. 3. ALLE TRADE PRODUCTS OF MATERIALS SPECIFIEERT MOET ALLEEN BEWAKEND WORDEN MET DE GOEDKEURING VAN DIE HOOFD INGENIEUR OF HES DEPUTY. 4. ALLE APMETINGS MOET NAGEGAAN WORDEN VOORDAT MET ENDE WERK BEGIN WORD. | | | | |

| GETEKEN | NA | DBD | SCH. VERW. |
|----------|----------|--------|-------------|
| DRAWN | CA | DBS | C.C.E. REP. |
| MAKESSEN | ARB | S MI | ARB. VERW. |
| CHECKED | ARCH | C.C.E. | ARCH REP. |
| | B. BRINK | | |
| | | | |
| | | | |
| | | | |

Nº VEL. SHT. WYSD. AHEAD






Scale
Skaal 1 / 100

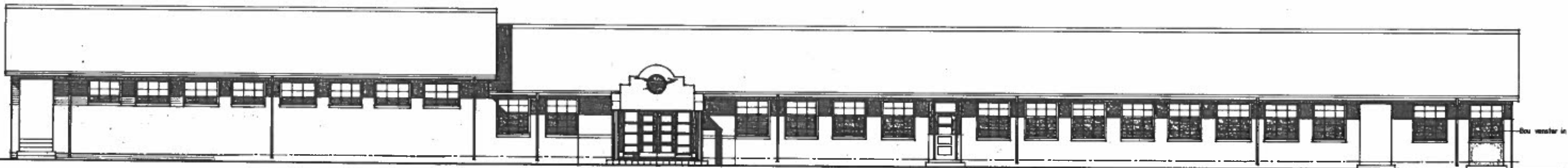
KASERNE

GEB. KLIENTE - EN BESTELDIENSENTRUM
BLDG. CLIENT AND CARTAGE CENTRE

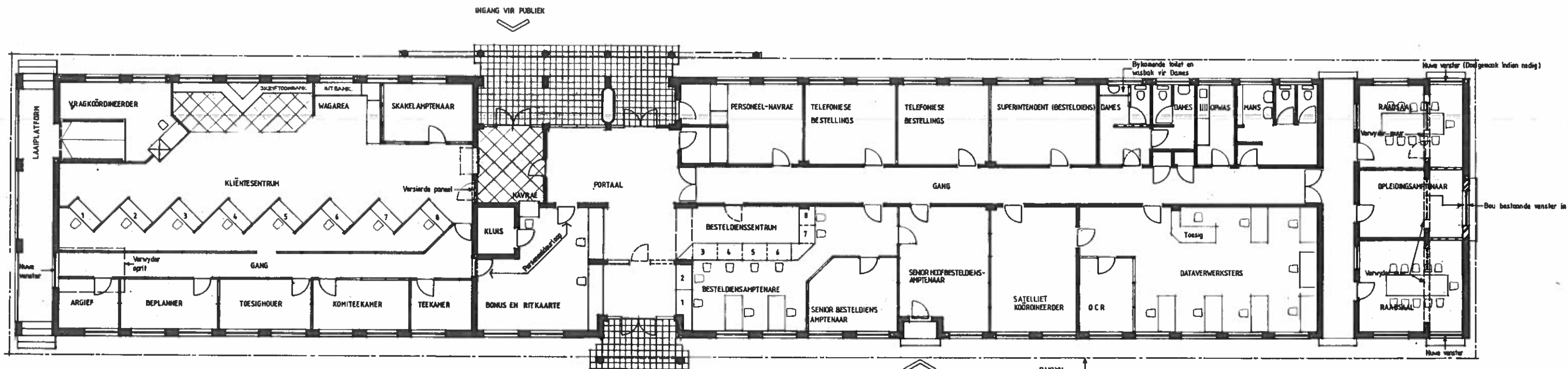
| | | | | | |
|--|-----------------------|-------------------------|--------------------------|---|---|
| <p>ALGEMEEN</p> <p>1. WHEREVER TRADE NAMES ARE SPECIFIED, THE PHRASE "OR OTHER APPROVED" IS IMPLIED. 2. BESYFERDE AFMETINGS MOET VOORKEUR GENIET DO GESKAALDE AFMETINGS. 3. ALL TRADE PRODUCTS OR MATERIALS SPECIFIED MAY ONLY BE SUBSTITUTED WITH THE APPROVAL OF THE CHIEF CIVIL ENGINEER OR HIS DEPUTY. 4. ALLE AFMETINGS MOET NAGEGAAN WORD VOORDAT MET ENIGE WERK BEGIN WORD.</p> | <p>GENERAL</p> | <p>WYSIGINGS</p> | <p>AMENDMENTS</p> | <p>AKSONOMETRIESE PROJEKSIE VAN KLIENTESENTRUM</p> | <p>AXONOMETRIC PROJECTION OF CLIENT CENTRE</p> |
| <p>GETEKEN DRAWN</p> | <p>B.B.</p> | <p>H A C A</p> | <p>DBD DBS</p> | <p>P. D. BASSET</p> | <p>S. HI VERW. C.C.E. REF. W163 / 7</p> |
| <p>NAGESIEN CHECKED</p> | <p>ARG ARCH</p> | <p>BASIL BRINK</p> | <p>JAN '86</p> | <p>S. HI C.C.E. M.F. MYBURGH</p> | <p>ARG. VERW ARCH REF. 4218 / 1</p> |
| <p>NO</p> | | | | | <p>Skets Sketch 4218 / 1</p> |
| | | | | | <p>VEL SHT 3</p> |
| | | | | | <p>WYSIG AMEND</p> |



SUIDOOS AANSIG (Voorkant)

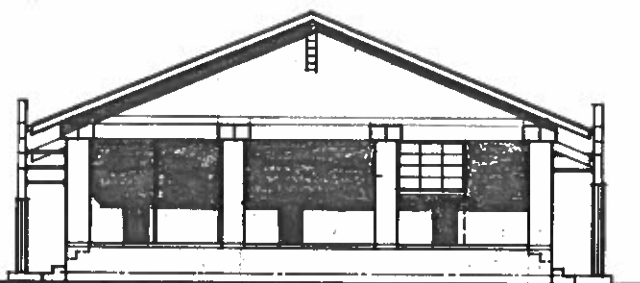


NOORDWES AANSIG (Agterkant)

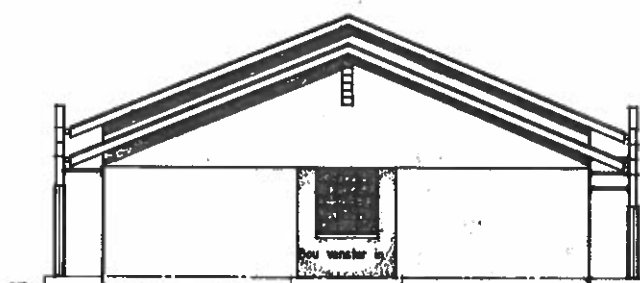


PLAN

Skaal 1 / 96



NOORDOOS AANSIG



SUIDWES AANSIG



S.A. TRANSPORT SERVICES
S.A. VERVOERDIENSTE

BAYHEAD

AUTOSORT-CLIENT SERVICE CENTRE

| No | WYSIGINGS | AMENDMENTS |
|----|-----------|------------|
| | | |

VOORGESTELDE UITLEG BINNE BESTAANDE
BESTELDIENS-ADMINISTRATIEWEGEBOU
PLAN EN VOORAANSIG

PROPOSED LAYOUT WITHIN THE EXISTING
CARTAGE ADMINISTRATIVE BUILDING
PLAN AND FRONT ELEVATION

| | | | | | | | | | |
|--------------------|-----------|-------------|-------------|------------|------------------|------------------------|------------------------|--------------|------|
| DETEKEN DRAWN | BUB. 1986 | HA CA | | DDO DBS | P. BASSET | SAU VERW C.C.E. BEE | WV/6/299/24 | No Sketch | 4241 |
| MAKESSE CHECKED | | ARG ARCH | BASIL BRINK | FEB 1986 | S.H.I. C.C.E. | M. MYBURGH | ARG. VERW ARCH. BEE | | |