



Open Educational Resources (OERs)

Define tomorrow.

UNISA | university of south africa

Dr Ramashego Shila Mphahlele











Outline

- OER licenses
- What do you need the OER for?
- Which OER can be repurposed or remixed?
- Which OER can you create for teaching, learning and assessments activities
- How do you create?
 - Tools to create
 - How to license
 - How to publish
 - How to reference

Creative Commons Licenses

- <https://youtu.be/4ZvJGV6YF6Y>

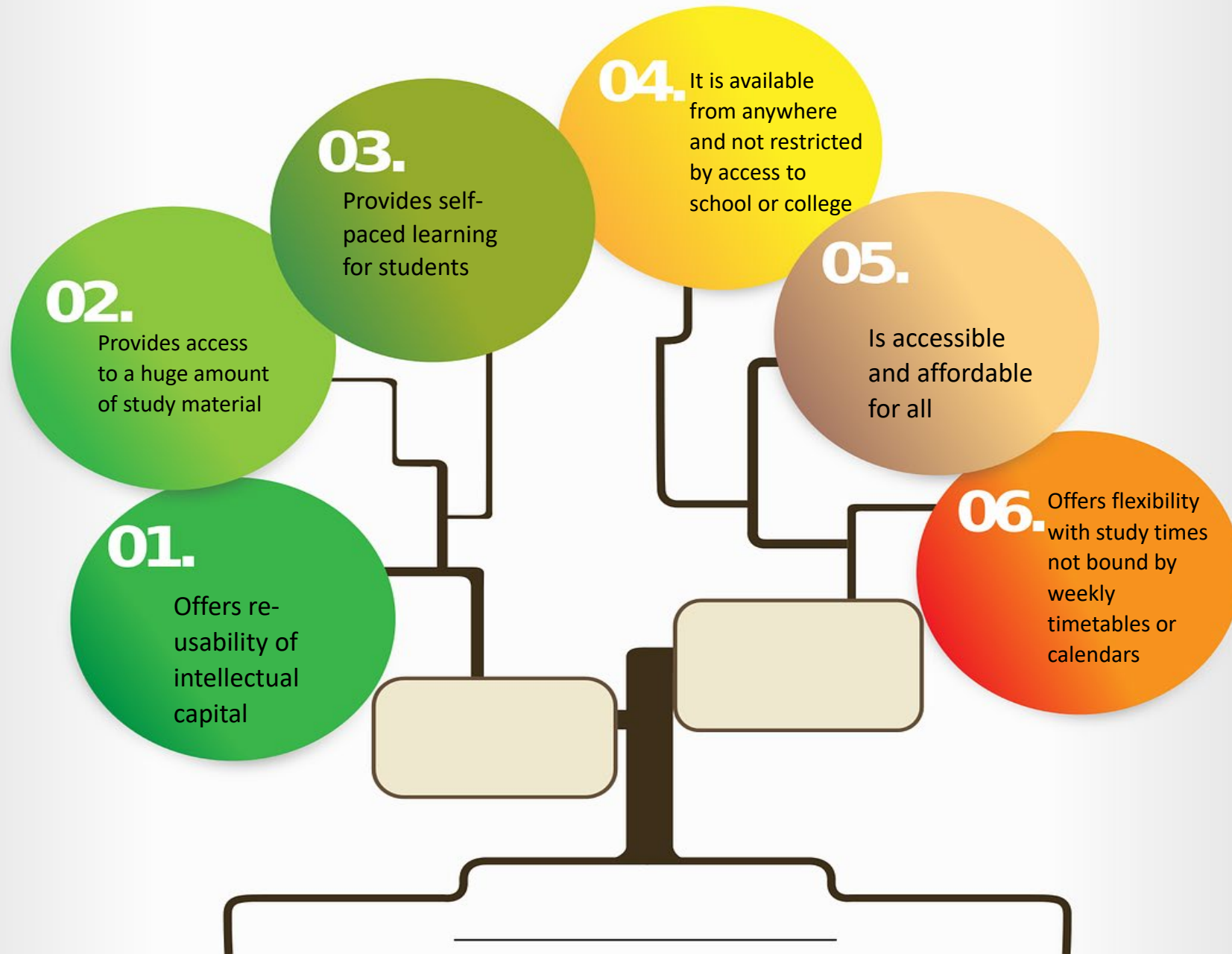
Cont....

	Name	Description
	CC BY	BY  – Credit must be given to the creator. The license allows for commercial use
	CC BY SA	This license allows re-users to distribute, remix, adapt, and build upon the material in any medium or format, so long as attribution is given to the creator.
	CC BY NC	 Only noncommercial uses of the work are permitted
	CC BY NC SA	 Adaptations must be shared under the same terms
	CC BY ND	 No derivatives or adaptations of the work are permitted
	CC BY NC ND	This license allows reusers to copy and distribute the material in any medium or format in unadapted form only, for noncommercial purposes only, and only so long as attribution is given to the creator.



What do you need the OER for?

Benefits of OER



Cont...



Which OER can be repurposed or remixed?

- Pictures
- Videos
- Lessons templates
- Presentations
- Infographs

TOOLS TO USE FOR REPURPOSING AND RE-MIXING



[This Photo](#) by Unknown Author is licensed under [CC BY-SA](#)



[This Photo](#) by Unknown Author is licensed under [CC BY-SA](#)



[This Photo](#) by Unknown Author is licensed under [CC BY-SA](#)



[This Photo](#) by Unknown Author is licensed under [CC BY-SA](#)

How do we repurpose or remix?



TOOLS THAT ONE CAN USE TO CREATE



[This Photo](#) by Unknown Author is licensed under [CC BY-NC-ND](#)



[This Photo](#) by Unknown Author is licensed under [CC BY-SA-NC](#)



[This Photo](#) by Unknown Author is licensed under [CC BY-SA](#)



[This Photo](#) by Unknown Author is licensed under [CC BY](#)



[This Photo](#) by Unknown Author is licensed under [CC BY](#)

ACTIVITY



CREATING A LICENSE FOR YOUR OER

- <https://creativecommons.org/choose/>



Sharing or publishing OER

- Google sites
- You-Tube
- OER Commons
- Other OER repositories

Referencing OER

When creating attributions, a good rule of thumb is to use the acronym TASL, which stands for Title, Author, Source, License. ...

- **Title** - What is the name of the material?
- If a title was provided for the material, include it. Sometimes a title is not provided; in that case, don't worry about it.

- **Author** - Who owns the material?
- Name the author or authors of the material in question. Sometimes, the licensor may want you to give credit to some other entity, like a company or pseudonym. In rare cases, the licensor may not want to be attributed at all. In all of these cases, just do what they request.

- **Source** - Where can I find it?
- Provide the source of the material, this is usually a URL or hyperlink where the material resides.
- **License** - How can I use it?

Thank
You